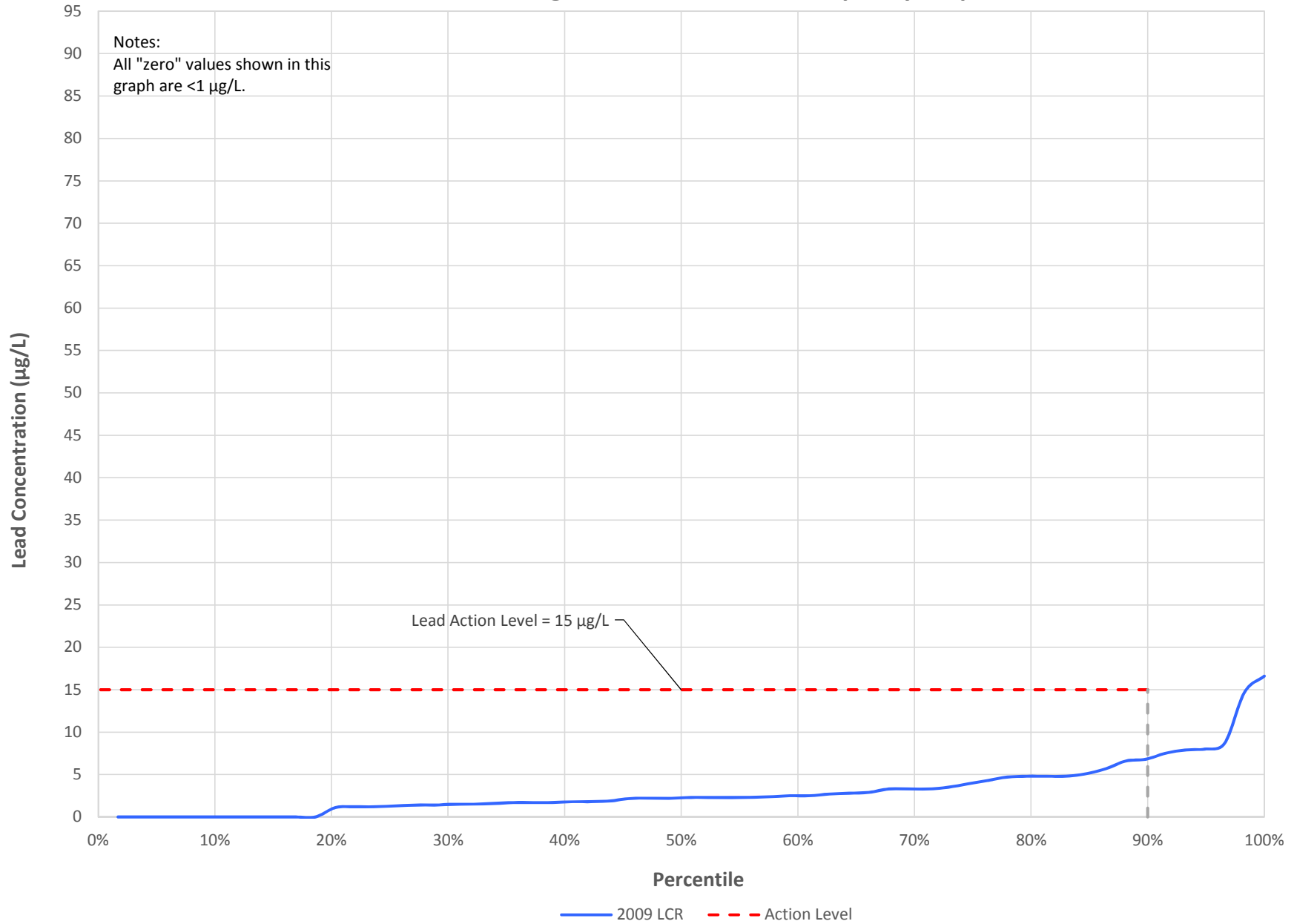


SFWS LCR Lead Monitoring Results - Cumulative Frequency Graph in 2009



**San Francisco Water System (SFWS)
Results of Lead Samples Collected Under LCR in 2009**

No.	Sample ID	Sample Date	Sample Result (µg/L)	Comment
1	SF_048_LCR	8/19/09	< 1	Kitchen tap
2	SF_008_LCR	8/19/09	< 1	Kitchen tap
3	SF_031_LCR	8/19/09	< 1	Kitchen tap
4	SF_026_LCR	8/19/09	< 1	Kitchen tap
5	SF_017_LCR	8/20/09	< 1	Kitchen tap
6	SF_021_LCR	8/19/09	< 1	Kitchen tap
7	SF_065_LCR	8/20/09	< 1	Kitchen tap
8	SF_063_LCR	8/26/09	< 1	Kitchen tap
9	SF_066_LCR	8/26/09	< 1	Kitchen tap
10	SF_062_LCR	8/20/09	< 1	Kitchen tap
11	SF_045_LCR	8/19/09	< 1	Kitchen tap
12	SF_054_LCR	8/20/09	1.1	Kitchen tap
13	SF_015_LCR	8/19/09	1.2	Kitchen tap
14	SF_037_LCR	8/20/09	1.2	Kitchen tap
15	SF_051_LCR	8/19/09	1.3	Kitchen tap
16	SF_055_LCR	8/19/09	1.4	Kitchen tap
17	SF_050_LCR	8/19/09	1.4	Kitchen tap
18	SF_016_LCR	8/19/09	1.5	Kitchen tap
19	SF_033_LCR	8/19/09	1.5	Kitchen tap
20	SF_002_LCR	8/19/09	1.6	Kitchen tap
21	SF_023_LCR	8/20/09	1.7	Kitchen tap
22	SF_061_LCR	8/20/09	1.7	Kitchen tap
23	SF_046_LCR	8/19/09	1.7	Kitchen tap
24	SF_022_LCR	8/20/09	1.8	Kitchen tap
25	SF_053_LCR	8/19/09	1.8	Kitchen tap
26	SF_042_LCR	8/19/09	1.9	Kitchen tap
27	SF_007_LCR	8/19/09	2.2	Kitchen tap
28	SF_039_LCR	8/19/09	2.2	Kitchen tap
29	SF_044_LCR	8/19/09	2.2	Kitchen tap
30	SF_060_LCR	8/20/09	2.3	Kitchen tap
31	SF_013_LCR	8/19/09	2.3	Kitchen tap
32	SF_067_LCR	8/21/09	2.3	Kitchen tap
33	SF_006_LCR	8/19/09	2.3	Kitchen tap
34	SF_036_LCR	8/19/09	2.4	Kitchen tap
35	SF_018_LCR	8/19/09	2.5	Kitchen tap
36	SF_043_LCR	8/19/09	2.5	Kitchen tap
37	SF_019_LCR	8/19/09	2.7	Kitchen tap
38	SF_020_LCR	8/26/09	2.8	Kitchen tap
39	SF_041_LCR	8/19/09	2.9	Kitchen tap
40	SF_028_LCR	8/19/09	3.3	Kitchen tap
41	SF_011_LCR	8/19/09	3.3	Kitchen tap
42	SF_069_LCR	8/26/09	3.3	Bathroom tap
43	SF_047_LCR	8/19/09	3.5	Kitchen tap
44	SF_038_LCR	8/19/09	3.9	Kitchen tap
45	SF_068_LCR	8/26/09	4.3	Kitchen tap
46	SF_035_LCR	8/19/09	4.7	Kitchen tap
47	SF_034_LCR	8/19/09	4.8	Kitchen tap
48	SF_032_LCR	8/19/09	4.8	Kitchen tap
49	SF_004_LCR	8/19/09	4.8	Kitchen tap
50	SF_030_LCR	8/19/09	5.1	Kitchen tap
51	SF_027_LCR	8/19/09	5.7	Kitchen tap
52	SF_003_LCR	8/19/09	6.6	Kitchen tap
53	SF_014_LCR	8/19/09	6.8	Kitchen tap
54	SF_049_LCR	8/19/09	7.5	Kitchen tap
55	SF_012_LCR	8/19/09	7.9	Kitchen tap
56	SF_052_LCR	8/19/09	8	Kitchen tap
57	SF_009_LCR	8/19/09	8.7	Kitchen tap
58	SF_040_LCR	8/19/09	14.7	Kitchen tap
59	SF_064_LCR	8/20/09	16.6	Kitchen tap

90th Percentile of Lead Samples' Results (µg/L): 6.9

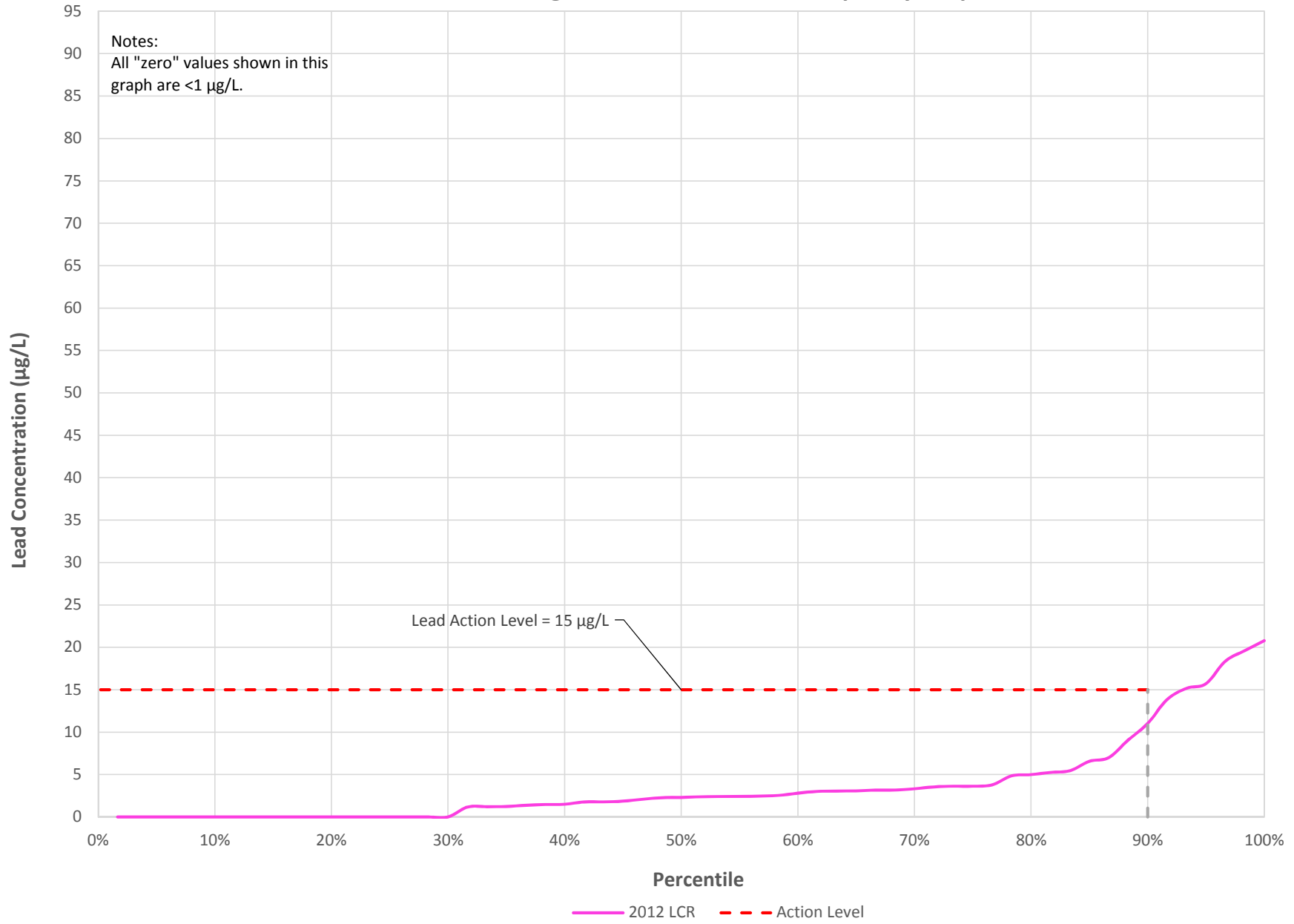
Entry Point to Distribution System

1	Baden	8/19/09	< 1	Sample tap
2	Baden	8/19/09	< 1	Sample tap
3	Baden	8/19/09	< 1	Sample tap
4	Baden	8/19/09	< 1	Sample tap

Notes:

- (1) Home plumbing information was provided by customers in a pre-sampling survey.
- (2) The State Water Resources Control Board has approved a monitoring reduction schedule to triennial for SFWS since 2001.
- (3) Section 64678(a) of Title 22, California Code of Regulations, states that the Detection Limit for Purposes of Reporting (DLR) for lead is 0.005 mg/L (i.e. 5 µg/L). The SFPUC laboratory used a lower reporting limit of 1 µg/L.

SFWS LCR Lead Monitoring Results - Cumulative Frequency Graph in 2012



**San Francisco Water System (SFWS)
Results of Lead Samples Collected Under LCR in 2012**

No.	Sample ID	Sample Date	Sample Result (µg/L)	Comment
1	SF_016_LCR	8/23/12	< 1.0	Kitchen tap
2	SF_041_LCR	8/23/12	< 1.0	Kitchen tap
3	SF_080_LCR	8/23/12	< 1.0	Kitchen tap
4	SF_011_LCR	8/23/12	< 1.0	Kitchen tap
5	SF_087_LCR	8/24/12	< 1.0	Kitchen tap
6	SF_036_LCR	8/23/12	< 1.0	Kitchen tap
7	SF_038_LCR	8/23/12	< 1.0	Kitchen tap
8	SF_043_LCR	8/23/12	< 1.0	Kitchen tap
9	SF_048_LCR	8/23/12	< 1.0	Kitchen tap
10	SF_049_LCR	8/15/12	< 1.0	Kitchen tap
11	SF_050_LCR	8/23/12	< 1.0	Kitchen tap
12	SF_052_LCR	8/23/12	< 1.0	Kitchen tap
13	SF_060_LCR	8/23/12	< 1.0	Kitchen tap
14	SF_061_LCR	8/23/12	< 1.0	Kitchen tap
15	SF_005_LCR	8/23/12	< 1.0	Bathroom tap
16	SF_065_LCR	8/28/12	< 1.0	Kitchen tap
17	SF_068_LCR	8/23/12	< 1.0	Kitchen tap
18	SF_074_LCR	8/24/12	< 1.0	Kitchen tap
19	SF_086_LCR	8/24/12	1.2	Kitchen tap
20	SF_054_LCR	8/23/12	1.2	Kitchen tap
21	SF_069_LCR	8/23/12	1.2	Kitchen tap
22	SF_024_LCR	8/23/12	1.4	Kitchen tap
23	SF_025_LCR	8/23/12	1.5	Kitchen tap
24	SF_040_LCR	8/23/12	1.5	Kitchen tap
25	SF_013_LCR	8/28/12	1.8	Kitchen tap
26	SF_088_LCR	8/28/12	1.8	Kitchen tap
27	SF_051_LCR	8/23/12	1.9	Kitchen tap
28	SF_037_LCR	8/23/12	2.1	Kitchen tap
29	SF_046_LCR	8/14/12	2.3	Kitchen tap
30	SF_012_LCR	8/24/12	2.3	Kitchen tap
31	SF_077_LCR	8/23/12	2.4	Kitchen tap
32	SF_007_LCR	8/23/12	2.4	Kitchen tap
33	SF_047_LCR	8/28/12	2.4	Kitchen tap
34	SF_023_LCR	8/23/12	2.4	Kitchen tap
35	SF_004_LCR	8/23/12	2.5	Kitchen tap
36	SF_084_LCR	8/23/12	2.8	Kitchen tap
37	SF_059_LCR	8/23/12	3.0	Kitchen tap
38	SF_055_LCR	8/23/12	3.1	Kitchen tap
39	SF_045_LCR	8/23/12	3.1	Kitchen tap
40	SF_062_LCR	8/23/12	3.2	Kitchen tap
41	SF_002_LCR	8/28/12	3.2	Kitchen tap
42	SF_042_LCR	8/15/12	3.3	Kitchen tap
43	SF_030_LCR	8/23/12	3.5	Kitchen tap
44	SF_021_LCR	8/23/12	3.6	Kitchen tap
45	SF_032_LCR	8/23/12	3.6	Kitchen tap
46	SF_034_LCR	8/23/12	3.8	Kitchen tap
47	SF_019_LCR	8/23/12	4.8	Kitchen tap
48	SF_029_LCR	8/23/12	5.0	Kitchen tap
49	SF_044_LCR	8/23/12	5.3	Kitchen tap
50	SF_078_LCR	8/23/12	5.5	Kitchen tap
51	SF_008_LCR	8/23/12	6.6	Kitchen tap
52	SF_015_LCR	8/23/12	7.0	Bathroom tap
53	SF_022_LCR	8/23/12	9.1	Kitchen tap
54	SF_089_LCR	8/29/12	11.0	Kitchen tap
55	SF_001_LCR	8/23/12	13.8	Kitchen tap
56	SF_056_LCR	8/23/12	15.2	Kitchen tap
57	SF_014_LCR	8/23/12	15.7	Kitchen tap
58	SF_057_LCR	8/23/12	18.4	Bar faucet
59	SF_003_LCR	8/28/12	19.6	Kitchen tap
60	SF_063_LCR	8/23/12	20.8	Kitchen tap

90th Percentile of Lead Samples' Results (µg/L): 11.0

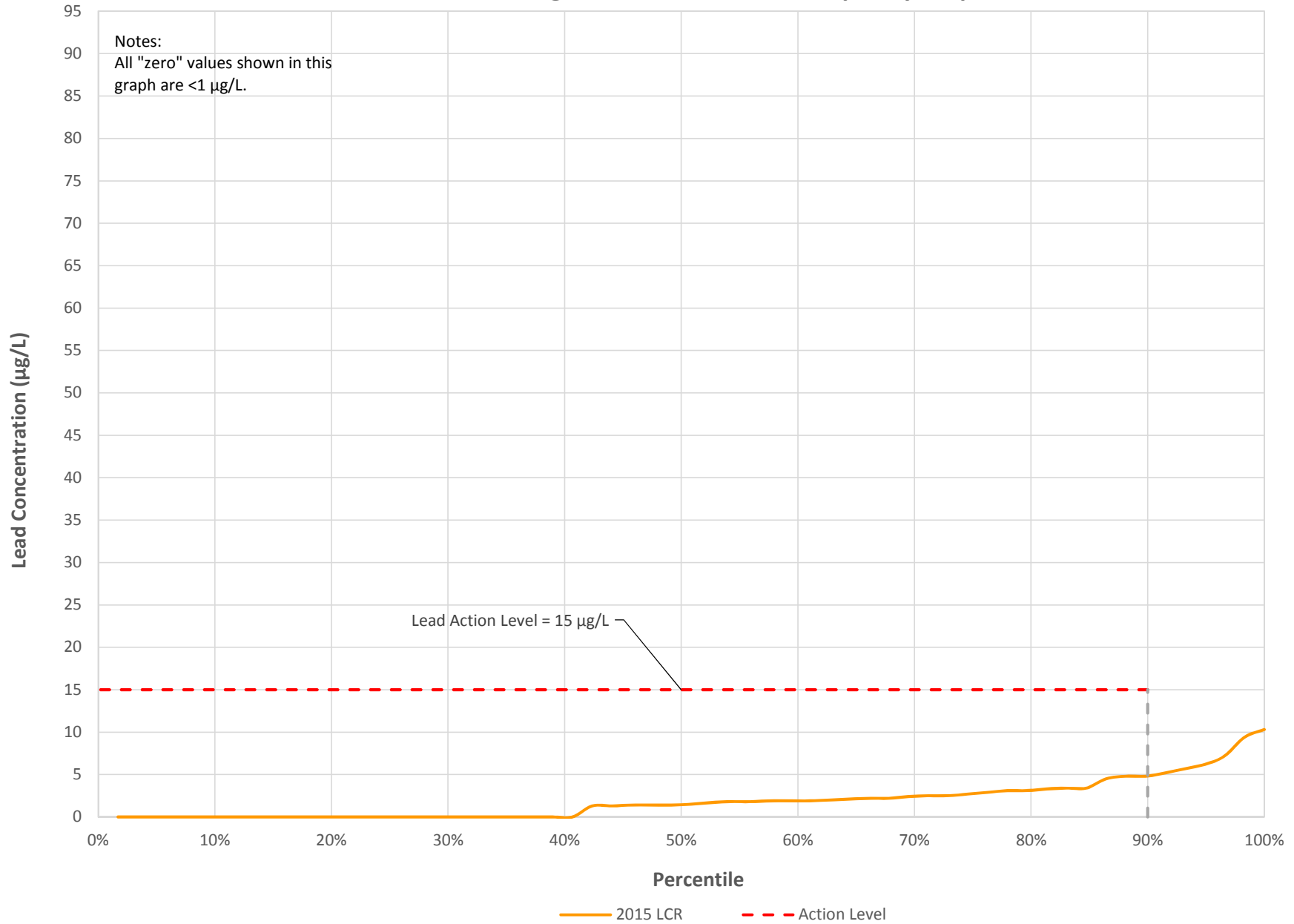
Entry Point to Distribution System

1	Baden	8/27/12	< 1.0	Sample tap
2	Baden	8/27/12	< 1.0	Sample tap
3	Baden	8/27/12	< 1.0	Sample tap
4	Baden	8/27/12	< 1.0	Sample tap

Notes:

- (1) Home plumbing information was provided by customers in a pre-sampling survey.
- (2) The State Water Resources Control Board has approved a monitoring reduction schedule to triennial for SFWS since 2001.
- (3) Section 64678(a) of Title 22, California Code of Regulations, states that the Detection Limit for Purposes of Reporting (DLR) for lead is 0.005 mg/L (i.e., 5 µg/L). The SFPUC laboratory used a lower reporting limit of 1 µg/L.

SFWS LCR Lead Monitoring Results - Cumulative Frequency Graph in 2015



**San Francisco Water System (SFWS)
Results of Lead Samples Collected Under LCR in 2015**

No.	Sample ID	Sample Date	Sample Result (µg/L)	Comment
1	SF_033_LCR	8/23/2015	< 1.0	Kitchen tap
2	SF_050_LCR	8/20/2015	< 1.0	Kitchen tap
3	SF_009_LCR	8/20/2015	< 1.0	Kitchen tap
4	SF_003_LCR	8/20/2015	< 1.0	Kitchen tap
5	SF_054_LCR	8/20/2015	< 1.0	Kitchen tap
6	SF_037_LCR	8/20/2015	< 1.0	Kitchen tap
7	SF_029_LCR	8/20/2015	< 1.0	Kitchen tap
8	SF_028_LCR	8/19/2015	< 1.0	Kitchen tap
9	SF_021_LCR	8/20/2015	< 1.0	Kitchen tap
10	SF_047_LCR	8/20/2015	< 1.0	Kitchen tap
11	SF_015_LCR	8/20/2015	< 1.0	Kitchen tap
12	SF_044_LCR	8/20/2015	< 1.0	Kitchen tap
13	SF_040_LCR	8/20/2015	< 1.0	Kitchen tap
14	SF_049_LCR	8/20/2015	< 1.0	Kitchen tap
15	SF_027_LCR	8/19/2015	< 1.0	Kitchen tap
16	SF_051_LCR	8/20/2015	< 1.0	Kitchen tap
17	SF_053_LCR	8/21/2015	< 1.0	Kitchen tap
18	SF_005_LCR	8/20/2015	< 1.0	Kitchen tap
19	SF_023_LCR	8/20/2015	< 1.0	Kitchen tap
20	SF_022_LCR	8/20/2015	< 1.0	Kitchen tap
21	SF_024_LCR	8/20/2015	< 1.0	Kitchen tap
22	SF_018_LCR	8/20/2015	< 1.0	Kitchen tap
23	SF_020_LCR	8/20/2015	< 1.0	Kitchen tap
24	SF_048_LCR	8/20/2015	< 1.0	Kitchen tap
25	SF_032_LCR	8/20/2015	1.3	Kitchen tap
26	SF_060_LCR	8/20/2015	1.3	Kitchen tap
27	SF_001_LCR	8/19/2015	1.4	Kitchen tap
28	SF_041_LCR	8/20/2015	1.4	Kitchen tap
29	SF_010_LCR	8/20/2015	1.4	Kitchen tap
30	SF_030_LCR	8/20/2015	1.5	Kitchen tap
31	SF_016_LCR	8/20/2015	1.7	Kitchen tap
32	SF_058_LCR	8/21/2015	1.8	Kitchen tap
33	SF_034_LCR	8/28/2015	1.8	Kitchen tap
34	SF_008_LCR	8/20/2015	1.9	Kitchen tap
35	SF_059_LCR	8/20/2015	1.9	Kitchen tap
36	SF_026_LCR	8/20/2015	1.9	Kitchen tap
37	SF_002_LCR	8/20/2015	2.0	Kitchen tap
38	SF_012_LCR	8/20/2015	2.1	Kitchen tap
39	SF_006_LCR	8/20/2015	2.2	Kitchen tap
40	SF_055_LCR	8/20/2015	2.2	Kitchen tap
41	SF_013_LCR	8/20/2015	2.4	Kitchen tap
42	SF_031_LCR	8/20/2015	2.5	Kitchen tap
43	SF_043_LCR	8/20/2015	2.5	Kitchen tap
44	SF_036_LCR	8/20/2015	2.7	Kitchen tap
45	SF_042_LCR	8/20/2015	2.9	Kitchen tap
46	SF_045_LCR	8/20/2015	3.1	Kitchen tap
47	SF_057_LCR	8/20/2015	3.1	Kitchen tap
48	SF_035_LCR	9/3/2015	3.3	Kitchen tap
49	SF_025_LCR	8/20/2015	3.4	Kitchen tap
50	SF_004_LCR	8/20/2015	3.4	Kitchen tap
51	SF_052_LCR	8/20/2015	4.5	Kitchen tap
52	SF_046_LCR	8/20/2015	4.8	Kitchen tap
53	SF_017_LCR	8/20/2015	4.8	Kitchen tap
54	SF_039_LCR	8/20/2015	5.2	Kitchen tap
55	SF_056_LCR	8/20/2015	5.7	Kitchen tap
56	SF_007_LCR	8/20/2015	6.2	Kitchen tap
57	SF_011_LCR	8/20/2015	7.2	Kitchen tap
58	SF_014_LCR	8/20/2015	9.4	Kitchen tap
59	SF_019_LCR	8/21/2015	10.3	Kitchen tap

90th Percentile of Lead Samples' Results (µg/L): **4.8** (**<DLR**)

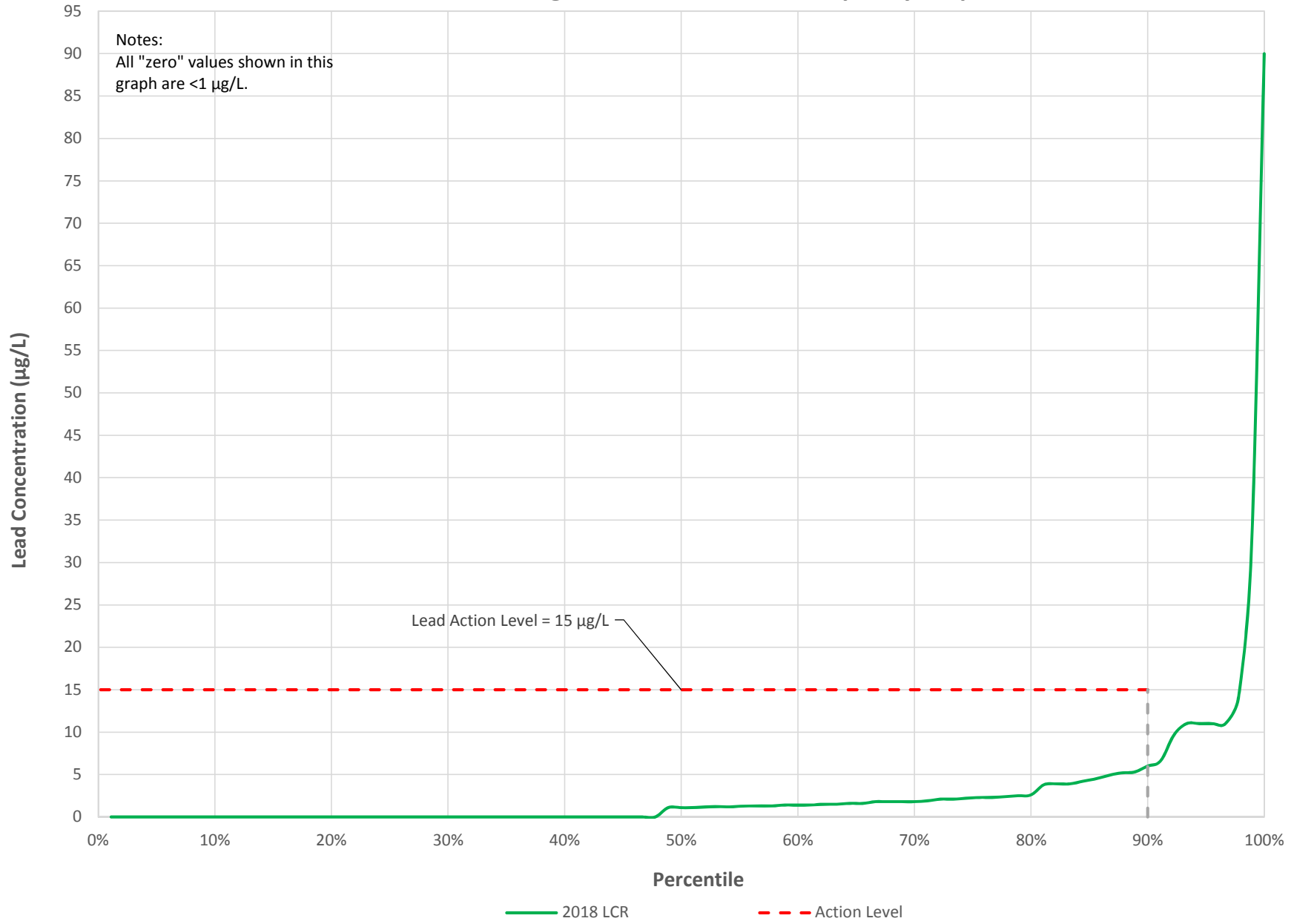
Entry Point to Distribution System

1	Baden	8/20/2015	< 1.0	Sample tap
2	Baden	8/20/2015	< 1.0	Sample tap
3	Baden	8/20/2015	< 1.0	Sample tap
4	Baden	8/20/2015	< 1.0	Sample tap

Notes:

- (1) Home plumbing information was provided by customers in a pre-sampling survey.
- (2) The State Water Resources Control Board has approved a monitoring reduction schedule to triennial for SFWS since 2001.
- (3) Section 64678(a) of Title 22, California Code of Regulations, states that the Detection Limit for Purposes of Reporting (DLR) for lead is 0.005 mg/L (i.e., 5 µg/L). The SFPUC laboratory used a lower reporting limit of 1 µg/L.
- (4) Not every site participated in LCR monitoring for the last three rounds.

SFWS LCR Lead Monitoring Results - Cumulative Frequency Graph in 2018



**San Francisco Water System (SFWS)
Results of Lead Samples Collected Under LCR in 2018**

No.	Sample ID	Sample Date	Sample Result (µg/L)	Comment
1	SF_001_LCR	8/16/2018	< 1.0	Kitchen
2	SF_002_LCR	8/23/2018	< 1.0	Kitchen
3	SF_003_LCR	8/29/2018	< 1.0	Kitchen
4	SF_005_LCR	8/16/2018	< 1.0	Kitchen
5	SF_006_LCR	8/16/2018	< 1.0	Kitchen
6	SF_009_LCR	8/16/2018	< 1.0	Kitchen
7	SF_014_LCR	8/16/2018	< 1.0	Kitchen
8	SF_015_LCR	8/16/2018	< 1.0	Kitchen
9	SF_016_LCR	8/20/2018	< 1.0	Kitchen
10	SF_018_LCR	8/16/2018	< 1.0	Kitchen
11	SF_020_LCR	8/16/2018	< 1.0	Kitchen
12	SF_027_LCR	8/16/2018	< 1.0	Kitchen
13	SF_030_LCR	8/15/2018	< 1.0	Kitchen
14	SF_031_LCR	8/15/2018	< 1.0	Kitchen
15	SF_032_LCR	8/16/2018	< 1.0	Kitchen
16	SF_033_LCR	8/16/2018	< 1.0	Kitchen
17	SF_040_LCR	8/16/2018	< 1.0	Kitchen
18	SF_046_LCR	8/15/2018	< 1.0	Kitchen
19	SF_048_LCR	8/16/2018	< 1.0	Kitchen
20	SF_049_LCR	8/16/2018	< 1.0	Kitchen
21	SF_053_LCR	8/16/2018	< 1.0	Kitchen
22	SF_054_LCR	8/16/2018	< 1.0	Kitchen
23	SF_055_LCR	8/16/2018	< 1.0	Kitchen
24	SF_057_LCR	8/23/2018	< 1.0	Kitchen
25	SF_059_LCR	8/16/2018	< 1.0	Kitchen
26	SF_061_LCR	8/15/2018	< 1.0	Kitchen
27	SF_063_LCR	8/16/2018	< 1.0	Kitchen
28	SF_066_LCR	8/16/2018	< 1.0	Kitchen
29	SF_067_LCR	8/15/2018	< 1.0	Kitchen
30	SF_068_LCR	8/15/2018	< 1.0	Kitchen
31	SF_070_LCR	8/16/2018	< 1.0	Kitchen
32	SF_071_LCR	8/17/2018	< 1.0	Kitchen
33	SF_073_LCR	8/16/2018	< 1.0	Kitchen
34	SF_074_LCR	8/16/2018	< 1.0	Kitchen
35	SF_075_LCR	8/16/2018	< 1.0	Kitchen
36	SF_076_LCR	8/16/2018	< 1.0	Kitchen
37	SF_080_LCR	8/16/2018	< 1.0	Kitchen
38	SF_081_LCR	8/16/2018	< 1.0	Kitchen
39	SF_082_LCR	8/22/2018	< 1.0	Kitchen
40	SF_083_LCR	8/23/2018	< 1.0	Kitchen
41	SF_086_LCR	8/23/2018	< 1.0	Kitchen
42	SF_087_LCR	8/29/2018	< 1.0	Kitchen
43	SF_091_LCR	9/5/2018	< 1.0	Kitchen
44	SF_036_LCR	8/16/2018	1.1	Kitchen
45	SF_039_LCR	8/16/2018	1.1	Kitchen
46	SF_072_LCR	8/16/2018	1.1	Kitchen
47	SF_024_LCR	8/16/2018	1.2	Kitchen
48	SF_034_LCR	8/16/2018	1.2	Kitchen
49	SF_064_LCR	8/16/2018	1.2	Kitchen
50	SF_023_LCR	8/17/2018	1.3	Kitchen
51	SF_026_LCR	8/23/2018	1.3	Kitchen
52	SF_085_LCR	8/23/2018	1.3	Kitchen

**San Francisco Water System (SFWS)
Results of Lead Samples Collected Under LCR in 2018**

No.	Sample ID	Sample Date	Sample Result (µg/L)	Comment
53	SF_011_LCR	8/17/2018	1.4	Kitchen
54	SF_012_LCR	8/16/2018	1.4	Kitchen
55	SF_041_LCR	8/16/2018	1.4	Kitchen
56	SF_019_LCR	8/16/2018	1.5	Kitchen
57	SF_025_LCR	8/16/2018	1.5	Kitchen
58	SF_021_LCR	8/16/2018	1.6	Kitchen
59	SF_050_LCR	8/16/2018	1.6	Kitchen
60	SF_010_LCR	8/15/2018	1.8	Kitchen
61	SF_051_LCR	8/16/2018	1.8	Kitchen
62	SF_062_LCR	8/16/2018	1.8	Kitchen
63	SF_065_LCR	8/16/2018	1.8	Kitchen
64	SF_084_LCR	8/23/2018	1.9	Kitchen
65	SF_013_LCR	8/23/2018	2.1	Upstairs Bathroom
66	SF_035_LCR	8/16/2018	2.1	Kitchen
67	SF_044_LCR	8/16/2018	2.2	Kitchen
68	SF_004_LCR	8/16/2018	2.3	Kitchen
69	SF_090_LCR	9/6/2018	2.3	Kitchen
70	SF_017_LCR	8/15/2018	2.4	Kitchen
71	SF_052_LCR	8/16/2018	2.5	Kitchen
72	SF_038_LCR	8/17/2018	2.6	Kitchen
73	SF_043_LCR	8/16/2018	3.8	Kitchen
74	SF_028_LCR	8/16/2018	3.9	Bathroom
75	SF_077_LCR	8/16/2018	3.9	Kitchen
76	SF_060_LCR	8/15/2018	4.2	Kitchen
77	SF_047_LCR	8/16/2018	4.5	Kitchen
78	SF_007_LCR	8/22/2018	4.9	Kitchen
79	SF_056_LCR	8/16/2018	5.2	Kitchen
80	SF_029_LCR	8/16/2018	5.3	Kitchen
81	SF_045_LCR	8/15/2018	6.0	Kitchen
82	SF_037_LCR	8/16/2018	6.6	Kitchen
83	SF_042_LCR	8/15/2018	9.6	Kitchen
84	SF_022_LCR	8/23/2018	11.0	Kitchen
85	SF_058_LCR	8/15/2018	11.0	Kitchen
86	SF_069_LCR	8/16/2018	11.0	Kitchen
87	SF_078_LCR	8/16/2018	11.0	Kitchen
88	SF_088_LCR	8/29/2018	14.0	Kitchen
89	SF_079_LCR	8/16/2018	31.0	Kitchen
90	SF_008_LCR	8/16/2018	90.0	Kitchen

90th Percentile of Lead Samples' Results (µg/L) : 6

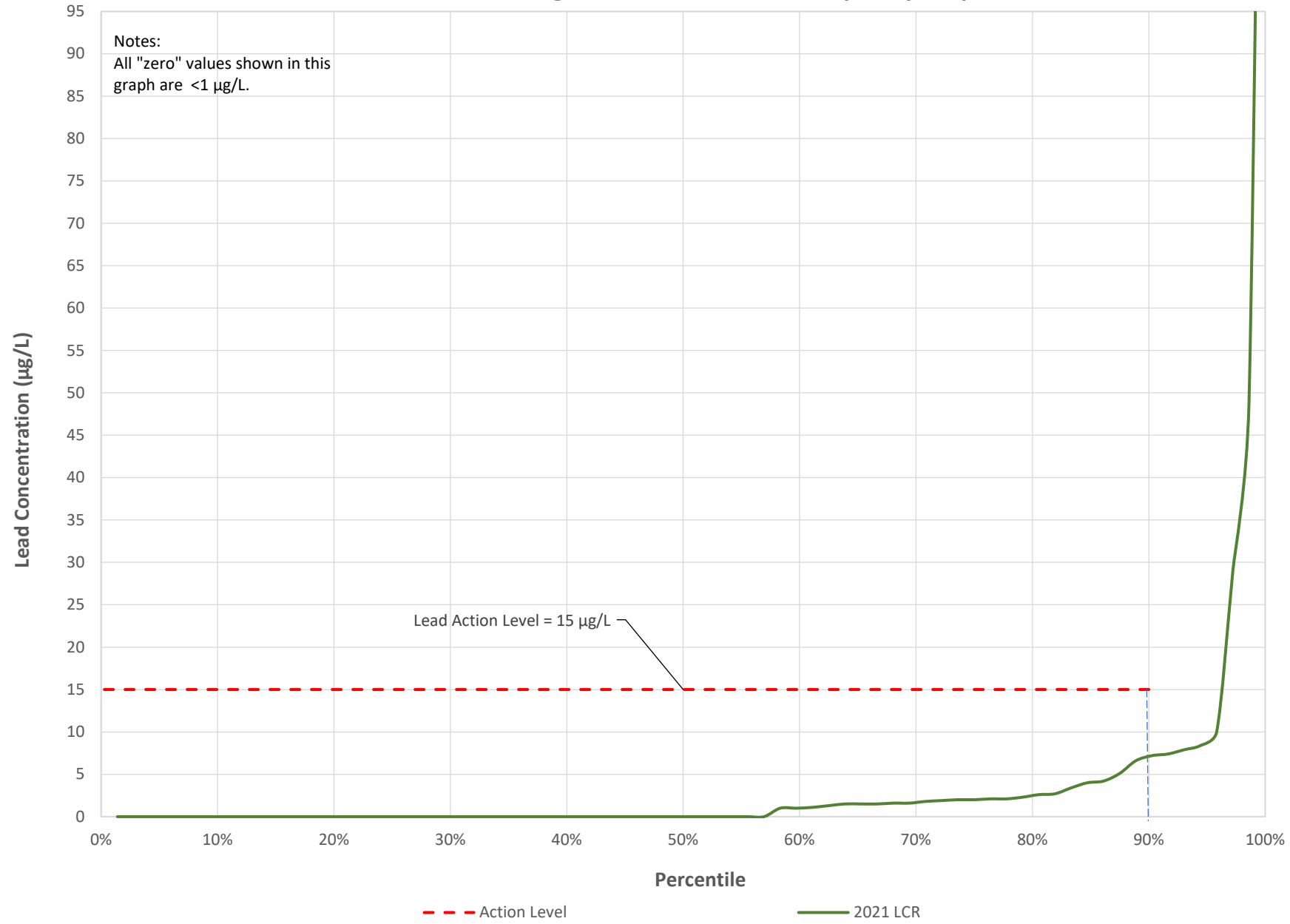
Entry Point to Distribution System

1	Baden	8/14/2018	< 1.0	Sample Tap
2	Baden	8/14/2018	< 1.0	Sample Tap
3	Baden	8/14/2018	< 1.0	Sample Tap
4	Baden	8/14/2018	< 1.0	Sample Tap

Notes:

- (1) Home plumbing information was provided by customers in a pre-sampling survey
- (2) The State Water Resources Control Board (SWRCB) has approved a monitoring reduction schedule to triennial for SFWS since 2001.
- (3) Section 64678(a) of Title 22, California Code of Regulations, states that the Detection Limit for Purposes of Reporting (DLR) for lead is 0.005 mg/L (i.e., 5 µg/L). The SFPUC laboratory used a lower reporting limit of 1 µg/L.
- (4) Not every site participated in LCR monitoring for the last three rounds.
- (5) 47 of the 90 tap samples were collected from new sites that are not part of the historical participants. Due to the shrinking number of participants from the historical pool of candidates, the SFPUC conducted an online survey in 2017 to solicit more Tier 1 residences with the SWRCB's concurrence.

SFWS LCR Lead Monitoring Results - Cumulative Frequency Graph in 2021



**San Francisco Water System (SFWS)
Results of Lead Samples Collected Under LCR in 2021**

No.	Sample ID	Sample Date		Comment
1	SF_038_LCR	17-Aug-21	< 1	Kitchen
2	SF_057_LCR	19-Aug-21	< 1	Kitchen
3	SF_010_LCR	17-Aug-21	< 1	Kitchen
4	SF_006_LCR	17-Aug-21	< 1	Kitchen
5	SF_027_LCR	17-Aug-21	< 1	Kitchen
6	SF_031_LCR	18-Aug-21	< 1	Kitchen
7	SF_090_LCR	19-Aug-21	< 1	Kitchen
8	SF_045_LCR	19-Aug-21	< 1	Kitchen
9	SF_037_LCR	17-Aug-21	< 1	Kitchen
10	SF_022_LCR	17-Aug-21	< 1	Kitchen
11	SF_094_LCR	18-Aug-21	< 1	Shop Sink
12	SF_059_LCR	19-Aug-21	< 1	Kitchen
13	SF_058_LCR	19-Aug-21	< 1	Kitchen
14	SF_005_LCR	17-Aug-21	< 1	Kitchen
15	SF_020_LCR	18-Aug-21	< 1	Kitchen
16	SF_041_LCR	24-Aug-21	< 1	Kitchen
17	SF_012_LCR	19-Aug-21	< 1	Kitchen
18	SF_034_LCR	17-Aug-21	< 1	Kitchen
19	SF_039_LCR	17-Aug-21	< 1	Kitchen
20	SF_025_LCR	17-Aug-21	< 1	Kitchen
21	SF_035_LCR	17-Aug-21	< 1	Kitchen
22	SF_060_LCR	19-Aug-21	< 1	Kitchen
23	SF_017_LCR	16-Aug-21	< 1	Kitchen
24	SF_061_LCR	20-Aug-21	< 1	Kitchen
25	SF_029_LCR	17-Aug-21	< 1	Kitchen
26	SF_001_LCR	17-Aug-21	< 1	Kitchen
27	SF_067_LCR	19-Aug-21	< 1	Kitchen
28	SF_064_LCR	19-Aug-21	< 1	Kitchen
29	SF_072_LCR	19-Aug-21	< 1	Kitchen
30	SF_087_LCR	19-Aug-21	< 1	Kitchen
31	SF_051_LCR	19-Aug-21	< 1	Kitchen
32	SF_070_LCR	19-Aug-21	< 1	Kitchen
33	SF_002_LCR	17-Aug-21	< 1	Kitchen
34	SF_008_LCR	17-Aug-21	< 1	Kitchen
35	SF_074_LCR	19-Aug-21	< 1	Kitchen
36	SF_092_LCR	20-Aug-21	< 1	Kitchen
37	SF_063_LCR	19-Aug-21	< 1	Kitchen
38	SF_071_LCR	19-Aug-21	< 1	Kitchen
39	SF_030_LCR	17-Aug-21	< 1	Kitchen
40	SF_019_LCR	19-Aug-21	< 1	Kitchen
41	SF_084_LCR	19-Aug-21	< 1	Kitchen
42	SF_085_LCR	19-Aug-21	1.0	Kitchen
43	SF_052_LCR	19-Aug-21	1.0	Kitchen
44	SF_049_LCR	19-Aug-21	1.1	Kitchen
45	SF_040_LCR	17-Aug-21	1.3	Kitchen
46	SF_033_LCR	17-Aug-21	1.5	Kitchen

**San Francisco Water System (SFWS)
Results of Lead Samples Collected Under LCR in 2021**

No.	Sample ID	Sample Date		Comment
47	SF_083_LCR	19-Aug-21	1.5	Kitchen
48	SF_003_LCR	17-Aug-21	1.5	Kitchen
49	SF_066_LCR	19-Aug-21	1.6	Kitchen
50	SF_044_LCR	19-Aug-21	1.6	Kitchen
51	SF_075_LCR	19-Aug-21	1.8	Kitchen
52	SF_079_LCR	19-Aug-21	1.9	Kitchen
53	SF_048_LCR	19-Aug-21	2	Kitchen
54	SF_069_LCR	19-Aug-21	2	Kitchen
55	SF_046_LCR	19-Aug-21	2.1	Kitchen
56	SF_062_LCR	19-Aug-21	2.1	Kitchen
57	SF_056_LCR	19-Aug-21	2.3	Kitchen
58	SF_009_LCR	17-Aug-21	2.6	Kitchen
59	SF_086_LCR	19-Aug-21	2.7	Kitchen
60	SF_024_LCR	17-Aug-21	3.4	Bathroom
61	SF_068_LCR	20-Aug-21	4	Kitchen
62	SF_080_LCR	19-Aug-21	4.2	Kitchen
63	SF_047_LCR	19-Aug-21	5.1	Kitchen
64	SF_023_LCR	17-Aug-21	6.6	Kitchen
65	SF_088_LCR	19-Aug-21	7.2	Kitchen
66	SF_078_LCR	19-Aug-21	7.4	Kitchen
67	SF_055_LCR	19-Aug-21	7.9	Kitchen
68	SF_043_LCR	19-Aug-21	8.4	Kitchen
69	SF_028_LCR	17-Aug-21	10	Kitchen
70	SF_077_LCR	19-Aug-21	29	Kitchen
71	SF_073_LCR	19-Aug-21	49	Kitchen
72	SF_004_LCR	17-Aug-21	190	Kitchen

90th Percentile of Lead Samples' Results (µg/L) : 7.1

- (1) Home plumbing information was provided by customers in a pre-sampling survey.
- (2) The State Water Resources Control Board (SWRCB) has approved a monitoring reduction schedule to triennial for SFWS since 2001.
- (3) Section 64678(a) of Title 22, California Code of Regulations, states that the Detection Limit for Purposes of Reporting (DLR) for lead is 0.005 mg/L (i.e., 5 µg/L). The SFPUC laboratory used a lower reporting limit of 1 µg/L.
- (4) Not every site participated in LCR monitoring for the last three rounds.