




DATE: September 19, 2023

TO: Commissioner Newsha Ajami, President
Commissioner Sophie Maxwell, Vice President
Commissioner Tim Paulson
Commissioner Anthony Rivera
Commissioner Kate Stacy

FROM: Dennis J. Herrera, General Manager 

RE: Hetch Hetchy Capital Improvement Program Quarterly Report
Quarterly Report (4th Quarter / FY 2022-2023)

Enclosed please find the Hetch Hetchy Capital Improvement Program (HCIP) Quarterly Report for the 4th Quarter (Q4) of Fiscal Year (FY) 2022-2023. The primary intent of the report is to provide the Commission, stakeholders, and the public with a status summary of the HCIP based on data for the period of April 1, 2023 to June 30, 2023.

Attachment

London N. Breed
Mayor

Newsha K. Ajami
President

Sophie Maxwell
Vice President

Tim Paulson
Commissioner

Anthony Rivera
Commissioner

Kate H. Stacy
Commissioner


Dennis J. Herrera
General Manager



This page is intentionally left blank.



San Francisco
Water Power Sewer
Services of the San Francisco Public Utilities Commission



QUARTERLY REPORT

Hetch Hetchy Capital Improvement Program
April 2023 – June 2023

Published: September 19, 2023

This page is intentionally left blank.

EXECUTIVE SUMMARY

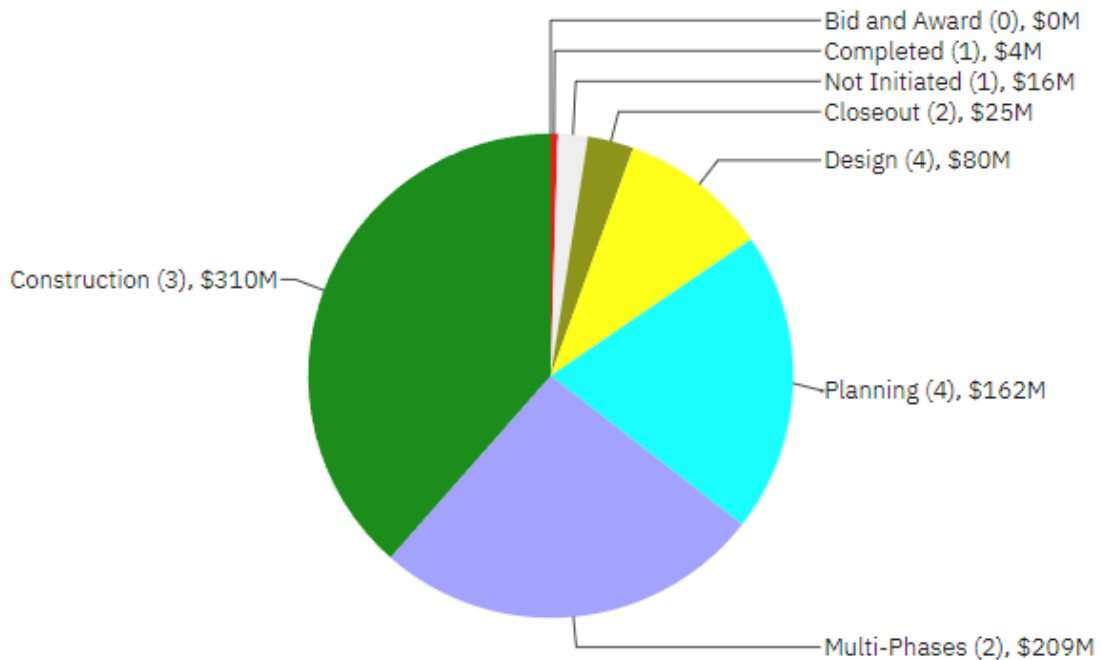
This quarterly report provides a summary update on the Hetch Hetchy Capital Improvement Program (HCIP) that is part of the larger Hetch Hetchy Water Capital Improvement Program. The primary intent of the report is to provide the Commission, stakeholders, and the public with a status summary of the HCIP based on data for the period of April 1, 2023 to June 30, 2023.

This quarterly report includes all approved HCIP projects in the Hetch Hetchy Water Capital Improvement Program according to the 10-Year Capital Plan for FY2022-23 to FY2031-32, presented to and adopted by the Commission on February 8, 2022 (2022 HCIP).

There are seventeen (17) projects in the 2022 HCIP together with three (3) project development (PD) accounts for program-level expenditures for each of the Water, Power, and Joint Programs. There were no projects added or removed from the 2021 HCIP.

Program Current Status:

As of the end of the reporting period, the status of the 17 HCIP projects (excluding for these purposes the 3 Project Development (PD) accounts) is as follows: one (1) project not initiated, eight (8) projects in planning, design, or bid & award, three (3) projects in construction, two (2) projects that are multiple phases, two (2) projects in closeout, and one (1) project completed. During the quarter, one project moved from Planning to Design phase, and one project moved from Closeout to Completed.



Approved Budget for Projects in Each Phase

The following Tables provide a high-level summary of the cost and schedule status for this program (including the 3 PD accounts).

Table A shows that the 2022 HCIP has a Current Approved Budget and Current Forecast Cost of \$862.31M and \$950.91M, respectively.

Table A. Program Cost Summary

Program	Expenditures To Date (\$ Million) (A)	Current Approved Budget (\$ Million) (B)	Q4/FY22-23 Forecast Costs (\$ Million) (C)	Cost Variance (\$ Million) (D = B - C)	Cost Variance Over Reporting Period * (\$ Million) (E)
Program Total	\$254.94	\$862.31	\$950.91	(\$88.60)	-

* Negative number reflects cost increases since last quarter, and positive number reflects cost reduction since last quarter.

Table B shows that the 2022 HCIP has an Approved and Forecast Completion Date of 10/30/35.

Table B. Current Approved vs. Current Forecast Schedule Dates

Program	Current Approved Project Start	Actual* Start	Current Approved Completion	Current Forecast Completion	Schedule Variance (Months)
Overall HCIP Program	10/03/11	10/03/11 A	10/30/35	10/30/35	-

* "A" is used after a date to represents an actual date as opposed to a forecast or approved date.

Program Key Updates:

The key updates for the HCIP include:

- For the SJPL Valve and Safe Entry Improvements project, materials procurements and fabrication continued in preparation for the next winter shutdown for construction contracts under Phase 1A and Phase 1B. The 95% design was completed for Phase 2 and distributed for review. The Phase 3 construction contract is forecasted to advertise in September. Based on the Engineers Estimate, the Phase 3 forecasted construction cost has increased due to additional scope, escalation, and higher material cost. The additional scope is the recirculation system, and the material cost increase was from pipe and concrete.
- For Moccasin Powerhouse Bypass Upgrades project, the design phase was initiated in June, with 35% design submittal anticipated in November 2023. A Class 3 third-party cost estimate confirmed that construction costs are higher than in the approved budget due to scope refinement and increase in raw material cost.

- For Transmission Lines 7/8 Upgrades project, temporary overhead transmission line crossing structures have been completed at all road, railroad, and adjacent overhead utility crossings. All long lead materials have been ordered, and deliveries are arriving and being stored on-site.
- For the Moccasin Penstock Rehabilitation, five evaluation panels were convened to review project alternatives, and workshops are scheduled in the next quarter to present the preferred alternative to management.
- For O'Shaughnessy Dam Outlet Works Phase 1, Subproject A (Bulkhead): During this quarter, DB-135, the progressive-design-build contract, for the design and construction of the new bulkhead system was awarded. Subproject B (Drainage & Misc. Dam Improvements): The drawings and specifications for the improvements are being prepared for advertisement to bid in October 2023. Subproject C (Instream Flow Release Valve Replacement): A JOC contract (JOC-87-06) for modification of the tunnel access building and contract (HH-1011) for construction of the instream flow release valve replacement were awarded.
- For Moccasin Dam & Reservoir Long-Term Improvements, the engineering consultant completed and submitted a draft conceptual engineering report (CER) with conceptual details, engineering evaluation, and cost estimate for the new auxiliary spillway. The physical hydraulic model of the proposed auxiliary spillway was constructed, and a demonstration flow test was performed in the Northwest Hydraulic Consultants hydraulic laboratory.
- For the Mountain Tunnel Improvements Project, significant work was accomplished at the Priest Reservoir site include completion of the Flow Control Facility shaft waterproofing and installation of rebar for the second lift of the final lining. Work in the Priest Adit continued with final preparation completed to begin installation of the waterproofing membrane. Rickson Road improvements are nearly complete. Storm damage repair work took place along 5/6 Adit Road and began at Second Garrote. Discussions regarding South Fork are now focused on completing the original design with additional safety improvements along the road and near the excavation location of the shaft.
- For Moccasin Wastewater Treatment Plant, the 100% design package was received and is currently under review.

This page is intentionally left blank.

Quarterly Report

Hetch Hetchy Capital Improvement Program

TABLE OF CONTENTS

HETCH HETCHY WATER AND POWER (HHWP) – WATER DIVISION CAPITAL IMPROVEMENT PROGRAMS

INTRODUCTION

HETCH HETCHY CAPITAL IMPROVEMENT PROGRAM (HCIP)

1. Program Description
2. Program Status
3. Program Cost Summary
4. Program Schedule Summary
5. Budget and Schedule Trend Summary
6. Project Performance Summary
7. Project Status Report
8. On-Going Construction
9. Projects in Closeout
10. Completed Projects

APPENDICES

- A. Project Descriptions
- B. Approved Project Level Schedules/Budgets
- C. List of Acronyms

This page is intentionally left blank.

**HETCH HETCHY WATER AND POWER (HHWP)–
WATER DIVISION CAPITAL IMPROVEMENT PROGRAMS**

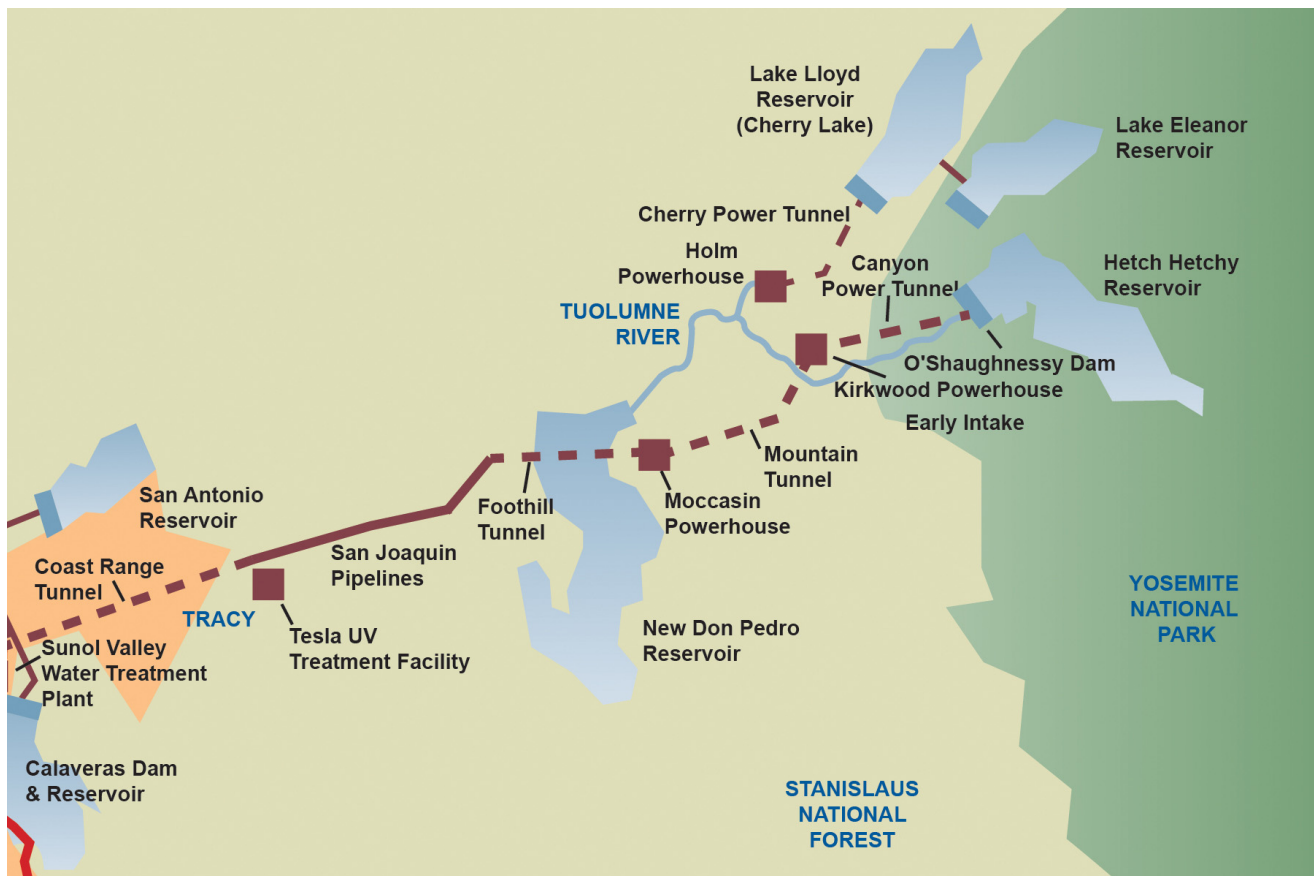
This page is intentionally left blank

INTRODUCTION

The Hetch Hetchy Water and Power (HHWP) Water Division is the division responsible for operating, managing, and maintaining the HHWP system and facilities. This includes water facilities that are part of the Regional Water System from Hetch Hetchy Reservoir, located in Yosemite National Park, to Alameda East Portal, located in Sunol Valley and power facilities located from Early Intake to Newark. The HHWP Water Division operates, manages, and maintains three impoundment reservoirs, three regulating reservoirs, four powerhouses, one switchyard, three substations, 170 miles of pipeline and tunnels, almost 50 miles of paved road, over 160 miles of transmission lines, watershed land, and right-of-way property. HHWP Water Division provides 85 percent of the San Francisco Public Utilities Commission (SFPUC) water supply for 2.7 million residential, commercial, and industrial customers in Alameda, Santa Clara, San Mateo, and San Francisco counties. On average, HHWP Water Division generates about 1,650 gigawatt hours (GWH) of clean hydro-generated power annually. A majority of HHWP staff is based in Moccasin, CA, which is 140 miles east of San Francisco.

The HHWP Water Division’s capital improvement programs are divided into two programs: Hetch Hetchy Capital Improvement Program (HCIP) and Renewal and Replacement (R&R). This report provides a quarterly status update on the HCIP, a group of capital improvement projects that are greater than \$5M in value and have been approved by the Commission as part of the SFPUC’s 10-Year Capital Improvement Program. The status of the Hetch Hetchy R&R projects is reported annually in the Annual Report on Water Enterprise-Managed Capital Improvement Projects.

The map below shows the location of the assets and facilities associated with HHWP.



This page is intentionally left blank

HETCH HETCHY CAPITAL IMPROVEMENT PROGRAM (HCIP)

This page is intentionally left blank

1. PROGRAM DESCRIPTION

The Hetch Hetchy Capital Improvement Program (HCIP) is a multi-year group of capital projects to upgrade existing, aging infrastructure so that it will meet the challenges of today and the future. These projects will deliver improvements that enhance the SFPUC's ability to provide reliable, affordable, high quality water to its 2.7 million customers in an environmentally sustainable manner. The goals are to 1) provide capital improvements needed to cost-effectively ensure that water quality, seismic reliability, delivery reliability, and water supply objectives established for the Regional Water System facilities managed by HHWP are met, while 2) optimizing the benefits of HHWP power facilities operations. Ongoing development of the HCIP will sustain the Regional Water System's status as an unfiltered water source and a gravity-driven system.

The scope of HCIP is divided into three major project types: Water, Power, and Joint. The Water sub-program includes only asset improvements benefiting the SFPUC's water customers. The Power sub-program includes only asset improvements used to generate environmentally friendly hydroelectric energy. The Joint sub-program includes projects for assets that are used for both water delivery and power generation. In addition, projects in each sub-program of the HCIP have been further organized by asset type consisting of the following:

Water Infrastructure

- Water Conveyance – projects to enhance the reliability of water delivery through pipelines and penstocks, allowing for both delivery of water to SFPUC customers and delivery of water to powerhouses for power generation.

Power Infrastructure

- Powerhouse – projects to improve facilities at the Holm, Kirkwood, and Moccasin powerhouses.
- Switchyard & Substations – projects to meet operational objectives for power, including reliability, regulatory compliance, and sustainability.
- Transmission Lines – projects to expand or improve power assets for electricity transmission

Joint (Water and Power) Infrastructure

- Dams & Reservoirs – projects to improve assets used for storage and delivery of water to SFPUC customers, as well as for water storage for power generation.
- Mountain Tunnel – projects to address deficiencies with the Mountain Tunnel, a critical, non-redundant link in the Hetch Hetchy and Regional Water System that conveys water from Kirkwood Powerhouse to Priest Reservoir.
- Roads & Bridges – projects to replace or improve bridges that are utilized to access HHWP assets.
- Tunnels – projects to repair tunnels along the HHWP system (other than Mountain Tunnel).
- Utilities – projects to expand or improve utilities for asset and work locations such as water and wastewater treatment facilities.
- Buildings – projects to provide safe and code compliant work spaces.

2. PROGRAM STATUS

This Quarterly Report presents the progress made on HCIP between April 1, 2023 and June 30, 2023. This document serves as the fourth (4th) Quarterly Report in Fiscal Year 2022-2023 (FY23) published for the HCIP.

This quarterly report includes all HCIP projects in the Hetch Hetchy Water Capital Improvement Program according to the 10-Year Capital Plan for FY2022-23 to FY2031-32 (FY23-32 CIP), presented to and adopted by the Commission on February 8, 2022, under Resolution No. 22-0031 (2022 HCIP).

There are seventeen (17) projects in the 2022 HCIP together with (3) project development (PD) accounts for program-level expenditures for each of the Water, Power, and Joint Programs. A description of each project and of each project development account is provided in the Appendix A of this Report.

The accrued PD expenditures are included in the Cost Summary in Table 3 in order to give an accurate report of the overall HCIP cost performance.

Figure 2.1 shows the total Approved Budget for all seventeen (17) projects in each phase of the program as of June 30, 2023 (PD accounts do not have phases and are not included in Figure 2.1). The number of projects currently in each phase is shown in parentheses.

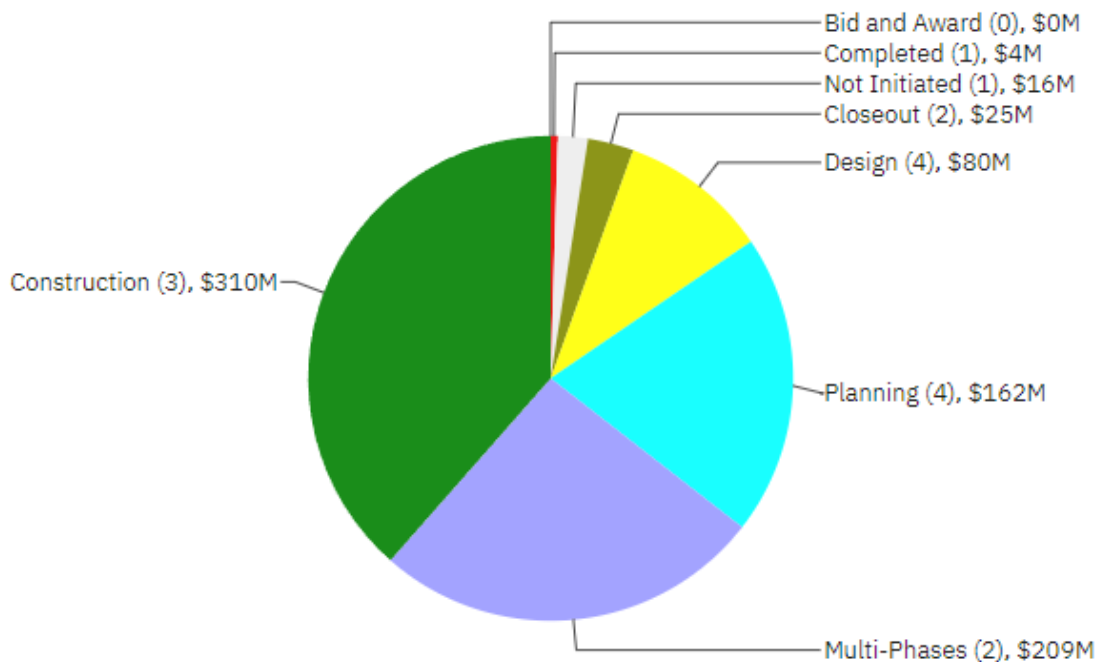


Figure 2.1 Approved Budget for Projects in Each Phase

Figure 2.2 shows the total number of projects in the following stages as of June 30, 2023: Pre-construction, Construction, and Post-construction.

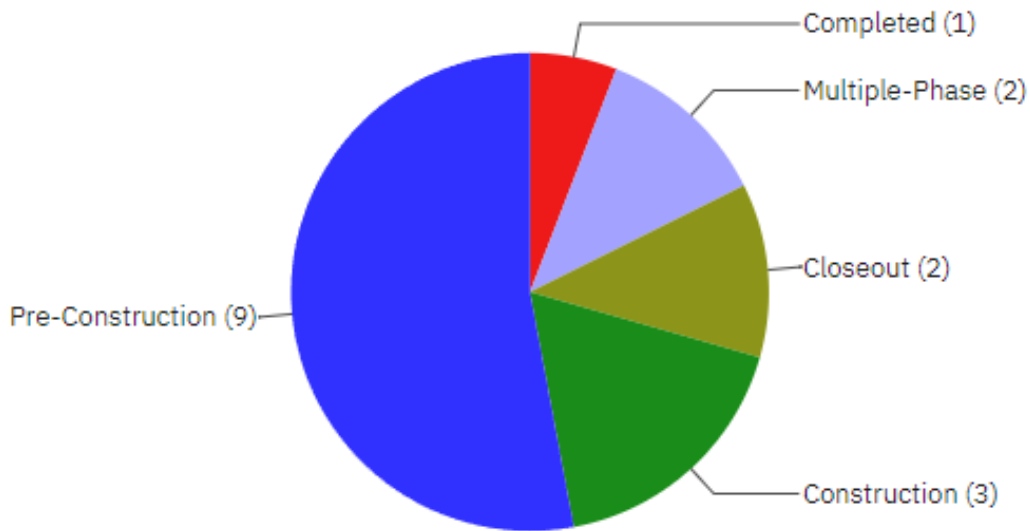


Figure 2.2 Number of Projects in Pre-construction, Construction, and Post-Construction

Figure 2.3 summarizes the environmental review status of the HCIP projects as of June 30, 2023. Environmental review is performed for projects under California Environmental Quality Act (CEQA).

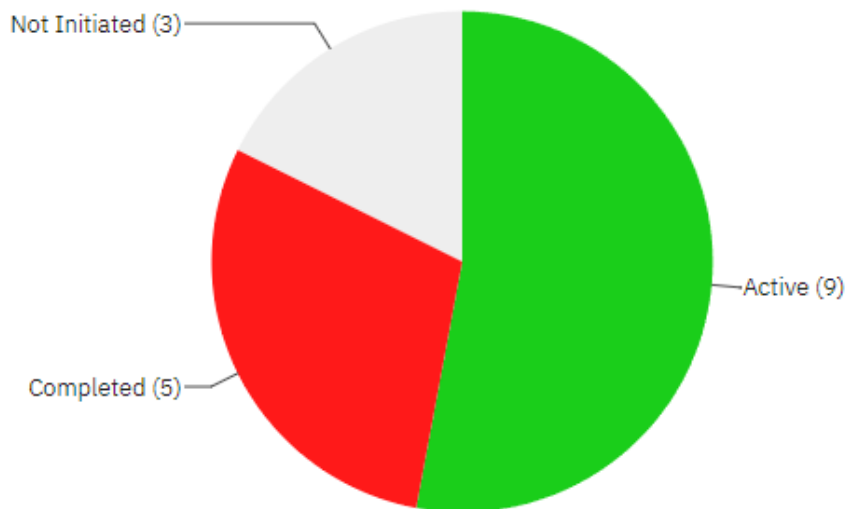


Figure 2.3 Program Environmental Review

3. PROGRAM COST SUMMARY

Table 3 provides an overall cost summary of the 17 HCIP projects and 3 HCIP PD accounts at the end of the quarter. It shows the Expenditures to Date, Current Approved Budget, Current Forecast Cost, the Cost Variance between the Approved and Forecast Costs, and the Cost Variance Over the Reporting Period (difference between cost forecasts reported in Q3/FY22-23 and in Q4/FY22-23). The Current Approved Budget and Forecast Cost for the HCIP under the FY23-32 CIP are \$862.31 million and \$950.91 million, respectively.

Table 3. Cost Summary

Subprograms	Expenditures To Date (\$ Million) (A)	Current Approved Budget (\$ Million) (B)	Q4/FY22-23 Forecast Costs (\$ Million) (C)	Cost Variance (\$ Million) (D = B - C)	Cost Variance Over Reporting Period * (\$ Million) (E)
Water Infrastructure	\$23.24	\$155.87	\$154.71	\$1.16	-
Water Conveyance (Water)	\$18.47	\$146.40	\$145.24	\$1.16	-
Water Infrastructure Project Development	\$4.77	\$9.47	\$9.47	-	-
Power Infrastructure	\$82.82	\$205.30	\$272.28	(\$66.98)	-
Powerhouse	\$49.08	\$118.58	\$183.67	(\$65.09)	-
Switchyard & Substations (Power)	\$22.63	\$34.25	\$36.14	(\$1.89)	-
Transmission Lines	\$7.48	\$37.97	\$37.97	-	-
Power Infrastructure Project Development	\$3.63	\$14.50	\$14.50	-	-
Joint Infrastructure	\$148.88	\$501.13	\$523.91	(\$22.78)	-
Water Conveyance (Joint)	\$6.92	\$47.25	\$47.25	-	-
Dams & Reservoirs (Joint)	\$12.32	\$136.88	\$149.87	(\$12.98)	-
Mountain Tunnel	\$116.60	\$238.22	\$238.22	-	-
Roads & Bridges (Joint)	\$2.76	\$29.37	\$29.37	-	-
Tunnels (Joint)	\$1.34	\$8.43	\$14.99	(\$6.56)	-
Utilities (Joint)	\$1.47	\$8.79	\$12.03	(\$3.23)	-
Joint Infrastructure Project Development	\$7.47	\$32.18	\$32.18	-	-
Overall Program Total	\$254.94	\$862.31	\$950.91	(\$88.60)	-

* Negative number reflects cost increases since last quarter, and positive number reflects cost reduction since last quarter.

There were no new variances during the quarter. The overall program total forecasted Cost Variance of negative \$88.60M in Table 3 is the same as reported in the third quarter and can be attributed to the following:

- \$1.16M positive variance in the Water Infrastructure group of projects is due to the following project:

- The 10035574 SJPL Tesla Valves Replacement forecasted cost is \$1.16M lower than the approved budget.
- \$66.98M negative variance in the Power Infrastructure group of projects is due to the combined positive and negative variances in the following projects:
 - The 10014075 Holm and Other Powerhouse Projects forecasted cost is \$0.37M lower than the approved budget.
 - The 10014086 Moccasin Powerhouse and GSU Rehabilitation forecasted cost is \$39.80M higher than the approved budget.
 - The 10036809 Moccasin Powerhouse Bypass Upgrades forecasted cost is \$25.66M higher than the approved budget.
 - The 10014087 Warnerville Substation Rehabilitation forecasted cost is \$1.89M higher than the approved budget.
- \$22.78M negative variance in the Joint Infrastructure group of projects is due to the combined positive and negative variances in the following projects:
 - The 10030758 OSH Dam Access and Drainage forecasted cost is \$0.10M lower than the approved budget.
 - The 10014115 Cherry Dam Spillway - Short Term Improvements forecasted cost is \$12.99M higher than the approved budget.
 - The 10032903 O'Shaughnessy Dam Outlet Works Phase 1 forecasted cost is \$0.09M higher than the approved budget.
 - The 10014108 Canyon Tunnel Rehabilitation forecasted cost is \$6.56M higher than the approved budget.
 - The 10014110 Moccasin Wastewater Treatment Plant forecasted cost is \$3.23M higher than the approved budget.

In general, most of the forecasted cost variances noted above were first reported in the second quarter and align with budget adjustments proposed in the FY2024-2033 10-Year CIP; specific project variances are explained in Section 7 of this report.

4. PROGRAM SCHEDULE SUMMARY

Figure 4 and Table 4 compare the FY23 – 32 CIP Approved Schedule and the Current Forecast Schedule for the HCIP. As shown in Table 4, the overall HCIP is currently both approved and forecast to be completed in October 2035.

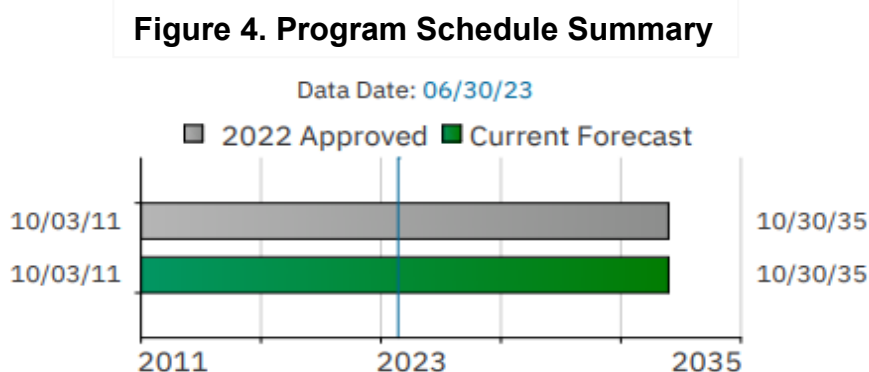


Table 4. FY23-32 CIP Approved vs. Current Forecast Schedule Dates

Sub-Program	CIP Approved Project Start	Actual Start	CIP Approved Completion	Current Forecast Completion	Schedule Variance (Months)
Water Infrastructure	03/26/12	03/26/12 A*	06/30/33	06/30/33	-
Power Infrastructure	05/29/12	05/29/12 A*	10/30/35	10/30/35	-
Joint Infrastructure	10/03/11	10/03/11 A*	06/30/33	06/30/33	-
Overall HCIP Projects	10/03/11	10/03/11 A*	10/30/35	10/30/35	-

* "A" is used after a date to reference an actual date as opposed to a forecast or approved date.

5. BUDGET AND SCHEDULE TREND SUMMARY

This Table 5 contains all approved HCIP projects that are active and in any of the planning, design, bid and award, or construction phases. The table excludes all Project Development accounts, as well as any projects that are either not-initiated, on-hold, in closeout, or completed.

During this Quarter (Q4 FY22-23), the following major project milestones were achieved:

- Project completion of SJPL Tesla Valves Replacement
- 95% Design for SJPL Valve and Safe Entry Improvement (Phase 2)
- 35% Design for Moccasin Powerhouse and GSU Rehabilitation (Phase 3)
- Construction Final Completion for Moccasin Powerhouse and GSU Rehabilitation (Phase 1)
- Conceptual Engineering Report (CER) for Warnerville Substation Rehabilitation (Phase C)
- 35% Design for Warnerville Substation Rehabilitation (Phase C)
- 35% Design for Bridge Replacement (Subproject 2)

Table 5. Budget and Schedule Trend Summary

All Costs are shown in million

Project Name	Most Recent CIP Approved Budget		Project Initiation		CER		35% Design		95% Design		Awarded Construction ¹		Current Status	
	Approved Budget	Approved Completion	Forecast Cost	Forecast Completion	Forecast Cost	Forecast Completion	Forecast Cost	Forecast Completion	Forecast Cost	Forecast Completion	Forecast Cost	Forecast Completion	Forecast Cost	Forecast Completion
	a	b	c	d	e	f	g	h	i	j	k	l	m	n
Water Infrastructure														
10035574 - SJPL Tesla Valves Replacement	FY23-32		05/01/19		11/27/20		07/28/20		11/17/20		04/06/21		Q4 - FY22-23	
	\$3.7	12/30/22	\$7.4	06/28/24	\$7.4	06/28/24	\$7.4	06/28/24	\$7.4	06/28/24	\$3.7	12/30/22	\$2.6	06/30/23
10035575 - SJPL Valve and Safe Entry Improvement	FY23-32		07/01/19		04/16/21		03/03/21 (Phase 1A), 05/28/21 (Phase 1B), 08/19/22 (Phase 2) & 12/30/21 (Phase 3)		07/14/21 (Phase 1A), 10/29/21 (Phase 1B), 05/30/23 (Phase 2) & 03/31/23 (Phase 3)		03/8/22 (Phase 1A), 08/23/22 (Phase 1B), 02/21/24 (Phase 2) & 01/17/24 (Phase 3)		Q4 - FY22-23	
	Phase 1A													
	Phase 1B													
	Phase 2 Phase 3	\$142.7	03/13/28	\$95.3	07/01/25	\$95.3	07/01/25	\$98.9	03/13/28	\$142.7	03/13/28	\$142.7	03/13/28	\$142.7
Power Infrastructure														
10036809 - Moccasin Powerhouse Bypass Upgrades	FY23-32		09/18/20		03/31/23		11/30/23		07/31/24		01/08/25		Q4 - FY22-23	
	\$15.0	12/01/27	\$15.0	12/01/27	\$40.7	12/01/27	TBD	TBD	TBD	TBD	TBD	TBD	\$40.7	12/01/27
10014086 - Moccasin Powerhouse and GSU Rehabilitation	FY23-32		01/04/16		05/14/21		07/29/19 (Phase 1), 10/01/19 (Phase 2) & 06/05/23 (Phase 3)		09/09/20 (Phase 1), 05/11/22 (Phase 2) & 01/16/24 (Phase 3)		06/07/21 (Phase 1), 08/15/22 (Phase 2) & 12/31/25 (Phase 3)		Q4 - FY22-23	
	Phase 1													
	Phase 2													
	Phase 3	\$66.7	12/03/27	\$18.0	10/03/18	\$66.7	04/13/27	\$106.5	12/29/28	\$66.7	12/03/27	\$66.7	12/03/27	\$106.5
10014087 - Wamerville Substation Rehabilitation	FY23-32		09/01/15 (Phase A), 07/01/20 (Phase B) & 01/01/21 (Phase C)		02/29/16 (Phase A), 04/29/22 (Phase B) & 04/28/23 (Phase C)		04/01/16 (Phase A), 04/22/21 (Phase B) & 06/30/23 (Phase C)		12/24/16 (Phase A), 08/16/21 (Phase B) & 04/04/24 (Phase C)		10/04/17 (Phase A), N/A (Phase B) & 02/28/25 (Phase C)		Q4 - FY22-23	
	Phase A (DB-127R)													
	Phase B													
	Phase C	\$34.2	11/25/26	\$27.2	11/25/26	\$34.2	11/25/26	\$34.2	11/25/26	\$34.2	11/25/26	\$24.3	03/04/20	\$36.1
10035721 - Transmission Lines 7/8 Upgrades	FY23-32		07/01/19		12/07/20 ²		03/19/21		09/24/21		09/08/22		Q4 - FY22-23	
	\$38.0	01/31/25	\$38.0	01/31/25	\$38.0	01/31/25	\$38.0	01/31/25	\$38.0	01/31/25	\$38.0	01/31/25	\$38.0	01/31/25
Joint Infrastructure														
10014088 - Moccasin Penstock Rehabilitation	FY23-32		02/01/16		12/21/23		01/31/24		06/10/24		04/15/25		Q4 - FY22-23	
	\$47.3	02/28/28	\$13.2	12/31/24	TBD	TBD	TBD	TBD	TBD	TBD	TBD	TBD	\$47.3	02/28/28

Project Name	Most Recent CIP Approved Budget		Project Initiation		CER		35% Design		95% Design		Awarded Construction ¹		Current Status	
	Approved Budget	Approved Completion	Forecast Cost	Forecast Completion	Forecast Cost	Forecast Completion	Forecast Cost	Forecast Completion	Forecast Cost	Forecast Completion	Forecast Cost	Forecast Completion	Forecast Cost	Forecast Completion
	a	b	c	d	e	f	g	h	i	j	k	l	m	n
10032903 - O'Shaughnessy Dam Outlet Works Phase I ³	FY23-32		02/01/18		09/30/21 (Subproject A), Complete (Subproject B), 09/30/22 (Subproject C), N/A (Subproject D) & N/A (Subproject E)		12/15/23 (Subproject A), N/A (Subproject B) & 11/25/22 (Subproject C)		03/31/24 (Subproject A), N/A (Subproject B) & 12/23/22 (Subproject C)		08/31/23 (Subproject A), 05/28/24 (Subproject B) & 06/13/23 (Subproject C)		Q4 - FY22-23	
	Subproject A													
	Subproject B													
	Subproject C													
	Subproject D (Planning Only) Subproject E (Planning Only)	\$47.9	09/16/25	\$17.2	12/31/24	\$47.9	09/16/25	\$47.9	09/16/25	\$47.9	09/16/25	\$47.9	09/16/25	\$47.9
10037351 - Moccasin Dam Long-Term Improvements ³	FY23-32		05/03/21		09/29/23		02/28/24		08/28/25		07/28/26		Q4 - FY22-23	
	\$73.2	06/30/28	\$83.2	07/01/27	TBD	TBD	TBD	TBD	TBD	TBD	TBD	TBD	\$73.2	06/30/28
10014115 - Cherry Dam Spillway - Short Term Improvements	FY23-32		03/01/21		03/29/24		06/28/24		10/30/24		06/16/25		Q4 - FY22-23	
	\$11.9	07/01/27	\$11.9	07/01/27	TBD	TBD	TBD	TBD	TBD	TBD	TBD	TBD	\$24.9	11/01/27
10014114 - Mountain Tunnel Improvement Project	FY23-32		10/03/11		12/29/17		05/15/18		07/31/19		10/13/20		Q4 - FY22-23	
	\$238.2	06/03/27	\$114.0	12/30/21	\$246.1	12/31/26	\$238.2	12/31/26	\$238.2	12/31/26	\$238.2	06/03/27	\$238.2	06/03/27
10035086 - Bridge Replacement	FY23-32		02/27/20		3/29/24 (Subproject 1) & 03/17/23 (Subproject 2)		11/03/24 (Subproject 1) & 05/27/23 (Subproject 2)		05/02/25 (Subproject 1) & 01/12/24 (Subproject 2)		10/30/25 (Subproject 1) & 03/18/25 (Subproject 2)		Q4 - FY22-23	
	Subproject 1													
	Subproject 2	\$29.4	07/01/27	\$44.3	12/30/25	\$29.4	12/30/27	\$29.4	12/30/27	TBD	TBD	TBD	TBD	\$29.4
10014108 - Canyon Tunnel Rehabilitation	FY23-32		02/03/14		03/06/23		03/30/16		12/14/23		12/17/24		Q4 - FY22-23	
	\$8.4	09/01/26	\$0.5	06/30/16	\$15.0	12/30/26	\$8.0	06/30/18	TBD	TBD	TBD	TBD	\$15.0	12/30/26
10014110 - Moccasin Wastewater Treatment Plant ⁴	FY23-32		01/03/22		-		04/29/22		03/23/23		03/20/24		Q4 - FY22-23	
	\$8.8	04/07/26	\$8.8	04/07/26	-	-	\$8.8	04/07/26	\$12.0	04/07/26	TBD	TBD	\$12.0	04/07/26

Footnotes:

1. This represents forecast project cost and project completion date at the time of award of construction contract (or award of CM/GC or Design-Build contracts/packages).
2. This represents the date the Design Criteria Report (DCR) was finalized for Transmission Lines 7/8 Upgrade project. CER was not required for the project.
3. This represents that Contract A will be doing Progressive Design Build during Construction. Contract B is in the process of finalizing the design. Contract D & E will not be doing CER.

6. PROJECT PERFORMANCE SUMMARY*

All costs are shown in \$1,000s

Project Name	Active Phase (a)	CIP Approved Budget (b)	Current Approved Budget (c)	Current Forecast Cost (d)	Expenditures to Date (e)	Cost Variance (f=c-d)	% Cost Changes (g=f/c)	CIP Completion Date (h)	Approved Completion Date (i)	Forecast Completion Date (j)	Schedule Variance (Days) (k=i-j)
	(**)	(+)	(++)			(+++)	(+++)	(+)	(++)		(+++)
Water Infrastructure											
Water Conveyance (Water)											
10035575 SJPL Valve and Safe Entry Improvement	MP	\$142,662	\$142,662	\$142,662	\$16,079	\$0	0%	03/13/28	03/13/28	03/13/28	0
Power Infrastructure											
Powerhouse											
10036809 Moccasin Powerhouse Bypass Upgrades	DS	\$15,007	\$15,007	\$40,671	\$1,157	(\$25,664)	(171%)	12/01/27	12/01/27	12/01/27	0
10014086 Moccasin Powerhouse and GSU Rehabilitation	MP	\$66,714	\$66,714	\$106,513	\$27,655	(\$39,799)	(60%)	12/03/27	12/03/27	12/29/28	(392)
Switchyard & Substations (Power)											
10014087 Warnerville Substation Rehabilitation	CN	\$34,248	\$34,248	\$36,138	\$22,629	(\$1,890)	(6%)	11/25/26	11/25/26	11/25/26	0

* Does not include projects in closeout, completed, not initiated, on hold, deleted projects, and projects combined with other projects.

** Phase Status Legend		
PL Planning	DS Design	
BA Bid & Award	CN Construction	MP Multiple-Phase

Footnotes:
(+) CIP Approved Budget and Project Completion Date: The budget and schedule approved as part of 10-year CIP for FY23-32.
(++) Current Approved Budget and Schedule: The budget and schedule approved as part of 10-year CIP for FY23-32, plus any additional budget and schedule changes approved by the Commission as part of construction contract award.
(+++) Negative number reflects cost overrun (or schedule delay) and positive number reflects cost underrun (or ahead of schedule). Projects with a forecasted cost overrun greater than 10%, or forecasted delay of greater than 6 months or 10%, will be highlighted in grey.

Project Name	Active Phase (a) (**)	CIP Approved Budget (b) (+)	Current Approved Budget (c) (++)	Current Forecast Cost (d)	Expenditures to Date (e)	Cost Variance (f=c-d) (+++)	% Cost Changes (g=f/c) (+++)	CIP Completion Date (h) (+)	Approved Completion Date (i) (++)	Forecast Completion Date (j)	Schedule Variance (Days) (k=i-j) (+++)
Transmission Lines											
10035721 Transmission Lines 7/8 Upgrades	CN	\$37,969	\$37,969	\$37,969	\$7,484	\$0	0%	01/31/25	01/31/25	01/31/25	0
Joint Infrastructure											
Water Conveyance (Joint)											
10014088 Moccasin Penstock Rehabilitation	PL	\$47,251	\$47,251	\$47,251	\$6,924	\$0	0%	02/28/28	02/28/28	02/28/28	0
Dams & Reservoirs (Joint)											
10032903 O'Shaughnessy Dam Outlet Works Phase I	DS	\$47,894	\$47,894	\$47,981	\$5,673	(\$87)	0%	09/16/25	09/16/25	09/16/25	0
10037351 Moccasin Dam & Reservoir Long-Term Improvements	PL	\$73,176	\$73,176	\$73,176	\$1,917	\$0	0%	06/30/28	06/30/28	06/30/28	0

* Does not include projects in closeout, completed, not initiated, on hold, deleted projects, and projects combined with other projects.

** Phase Status Legend		
PL Planning	DS Design	
BA Bid & Award	CN Construction	MP Multiple-Phase

Footnotes:
(+) CIP Approved Budget and Project Completion Date: The budget and schedule approved as part of 10-year CIP for FY23-32.
(++) Current Approved Budget and Schedule: The budget and schedule approved as part of 10-year CIP for FY23-32, plus any additional budget and schedule changes approved by the Commission as part of construction contract award.
(+++) Negative number reflects cost overrun (or schedule delay) and positive number reflects cost underrun (or ahead of schedule). Projects with a forecasted cost overrun greater than 10%, or forecasted delay of greater than 6 months or 10%, will be highlighted in grey.

Project Name	Active Phase (a) (**)	CIP Approved Budget (b) (+)	Current Approved Budget (c) (++)	Current Forecast Cost (d)	Expenditures to Date (e)	Cost Variance (f=c-d) (+++)	% Cost Changes (g=f/c) (+++)	CIP Completion Date (h) (+)	Approved Completion Date (i) (++)	Forecast Completion Date (j)	Schedule Variance (Days) (k=i-j) (+++)
10014115 Cherry Dam Spillway - Short Term Improvements	PL	\$11,861	\$11,861	\$24,856	\$1,494	(\$12,995)	(110%)	06/30/27	06/30/27	11/01/27	(124)
Mountain Tunnel											
10014114 Mountain Tunnel Improvement Project	CN	\$238,219	\$238,219	\$238,219	\$116,598	\$0	0%	06/03/27	06/03/27	06/03/27	0
Roads & Bridges (Joint)											
10035086 Bridge Replacement	PL	\$29,371	\$29,371	\$29,371	\$2,755	\$0	0%	07/01/27	07/01/27	12/30/27	(182)
Tunnels (Joint)											
10014108 Canyon Tunnel - Hetchy Adit Rehabilitation	DS	\$8,429	\$8,429	\$14,993	\$1,344	(\$6,564)	(78%)	09/01/26	09/01/26	12/30/26	(120)
Utilities (Joint)											
10014110 Moccasin Wastewater Treatment Plant	DS	\$8,795	\$8,795	\$12,029	\$1,469	(\$3,234)	(37%)	04/07/26	04/07/26	04/07/26	0

* Does not include projects in closeout, completed, not initiated, on hold, deleted projects, and projects combined with other projects.

** Phase Status Legend			
PL	Planning	DS	Design
BA	Bid & Award	CN	Construction
MP	Multiple-Phase		

Footnotes:






- (+) **CIP Approved Budget and Project Completion Date:** The budget and schedule approved as part of 10-year CIP for FY23-32.
- (++) **Current Approved Budget and Schedule:** The budget and schedule approved as part of 10-year CIP for FY23-32, plus any additional budget and schedule changes approved by the Commission as part of construction contract award.
- (+++)
Negative number reflects cost overrun (or schedule delay) and positive number reflects cost underrun (or ahead of schedule). Projects with a forecasted cost overrun greater than 10%, or forecasted delay of greater than 6 months or 10%, will be highlighted in grey.

7. PROJECT STATUS REPORT

10035575 - SJPL Valve and Safe Entry Improvement

Project Description: The SJPL Entry Assessment and Valve Improvement Project involves the three parallel transmission pipelines that stretch approximately 48-miles across the San Joaquin Valley from Oakdale Portal on the east to Tesla Portal near the City of Tracy on the west, with a partial fourth pipeline consisting of a 6.4-mile Eastern Segment and an 11-mile Western Segment. The four pipelines were built between 1932 and 2012, respectively, and range from 56- to 79.5-inches in diameter. Given the age and condition of the SJPLs, frequent maintenance and inspection are required. Work must be able to occur while the HHRWS is in service. The objective of this project is to upgrade valves and provide isolation points to allow safe entry into any and all sections of the SJPLs for inspection and maintenance while the remainder of the system stays in operation.

Program: Water Infrastructure	Project Status: Multi-Phases	Environmental Status: Active (Various)
--	---	---

Project Cost:		Project Schedule:	
Approved		\$ 142.66 M	Approved 07/01/19  03/13/28
Forecast		\$ 142.66 M	Forecast 07/01/19  03/13/28
Actual		\$ 16.08 M	Project Percent Complete: 19.9%

Key Milestones	Environmental Approval	Bid Advertisement	Construction NTP	Construction Final Completion	
Current Forecast	A	01/27/22 A	12/25/21 A	05/16/22 A	09/13/24
	B	01/27/22 A	04/21/22 A	11/07/22 A	09/11/24
	C	01/27/22 A	09/14/23	03/02/24	05/24/27
	D	08/10/22 A	09/02/23	04/10/24	07/24/25

Progress and Status:

This project is divided into four (4) sub-projects, (A) Phase 1A – Pipeline 2 Tesla & Oakdale Entry Improvements – HH-1005; (B) Phase 1B – Pipelines 3&4 Tesla & Oakdale Entry Improvements HH-1006; (C) Phase 2 - Pelican, Roselle, Emery and P4J Entry Improvements; and (D) Phase 3 - Tesla Surge Tower. For Phase 1A, following the successful system outage, the contractor focused on materials fabrication and procurement for the next winter outage. For Phase 1B, the contractor completed the submittals and began fabrication of the long-lead items including the new butterfly valves. For Phase 2, the project team completed 95% design on May 30th, and it is under review. For Phase 3, the project team completed the 100% design and made progress on the contract administrative documents; the contract is planned to be advertised in September. Based on the Engineers Estimate, the Phase 3 forecasted construction cost has increased due to additional scope for a water recirculation system, higher cost for escalation due to the one year delay, and higher materials cost for pipe and concrete.

Issues and Challenges:

The start of construction for Phase 3 (Tesla Surge Tower) has been delayed by approximately one year to incorporate design changes that address water quality concerns. The delay to Phase 3 will not affect the overall project completion date, as Phase 2 is the longest path for project completion.



Knife Gate Valves in Production [HH-1005]

10036809 - Moccasin Powerhouse Bypass Upgrades

Project Description: Provide a reliable hydraulic bypass and energy dissipation system conveying water around the turbines to the Moccasin Reservoir Bypass Pipeline. Upgrade/replace high pressure energy dissipating valves, control systems, and associated structures that dissipate up to 325 million gallons per day (mgd) flow.

Program: Power Infrastructure	Project Status: Design	Environmental Status: Not Initiated (TBD)
--------------------------------------	-------------------------------	--

Project Cost:		Project Schedule:	
Approved	\$ 15.01 M	Approved 09/18/20	12/01/27
Forecast	\$ 40.67 M	Forecast 09/18/20	12/01/27
Actual	\$ 1.16 M	Project Percent Complete: 11.8%	

Key Milestones	Environmental Approval	Bid Advertisement	Construction NTP	Construction Final Completion
Current Forecast	08/26/24	08/27/24	04/26/25	06/01/27

Progress and Status:

The consultant began the design phase in June 2023 for the bypass system to be located outside of the Moccasin Powerhouse and north of the Moccasin Penstocks. An independent third-party cost estimate confirmed the project team’s forecasted higher construction costs due to scope refinement and increases in raw material cost. The final conceptual engineering report (CER) was approved by the Technical Steering Committee and issued for signatures in April 2023.

Issues and Challenges:

The CER construction cost estimate exceeds the current approved budget by approximately \$25M, as reported in the last quarter. The increase in the construction cost estimate from the Alternative Analysis Report to the CER can be attributed to scope refinement, increase in raw material cost, and increase in construction labor cost.



Penstock Tie-in Point and Proposed Valve House Location

10014086 - Moccasin Powerhouse and GSU Rehabilitation

Project Description: Moccasin Powerhouse Generators were completed in 1969 and generate a combined maximum output of 110 Megawatts. Both generator units have exceeded their life expectancy and need repair in order to continue operating reliably. The objective of this project is to replace stator cores and coils. The scope of work also includes entire field pole replacement. The project will also involve replacement of two generator step-up transformers (GSU's), and power plant systems upgrades including: replacing 480V switchgear, 13.8kV switchgear, motor control centers, main control boards, protective relays, cooling water piping, and improving oil containment systems.

Program: Power Infrastructure	Project Status: Multi-Phases	Environmental Status: Active (Various)
--------------------------------------	-------------------------------------	---

Project Cost:		Project Schedule:	
Approved	\$ 66.71 M	Approved 01/04/16	12/03/27
Forecast	\$ 106.51 M	Forecast 01/04/16	12/29/28
Actual	\$ 27.65 M	Project Percent Complete: 50.3%	

Key Milestones	Environmental Approval	Bid Advertisement	Construction NTP	Construction Final Completion	
Current Forecast	A	09/28/20 A	11/20/20 A	06/07/21 A	06/30/23 A
	B	09/28/20 A	10/30/20 A	08/15/22 A	06/17/25
	C	04/30/25	05/01/25	01/01/26	06/30/28

Progress and Status:

This project is divided into 3 subprojects, (A) Moccasin Powerhouse Generator Step-Up (GSU's) Transformers HH-1003R; (B) Moccasin Powerhouse Generators Rewind – DB-121R2; and (C) Moccasin Powerhouse Systems Upgrade. Subproject A, contract HH-1003R, achieved Substantial Completion in March 2023, with Final Completion, including submittal of Record Documents, anticipated in July 2023. Subproject B, contract DB-121R2, will rehabilitate major generator components for both Generators M2 and M1. For the Generator M2 rehabilitation the contractor is scheduled to mobilize to the site in August 2023 for construction, with Substantial Completion scheduled for April 2024. Generator M1 rehabilitation will follow M2 and is scheduled for Substantial Completion in April 2025. For subproject C, the 35% design package Moccasin Powerhouse Systems Upgrade was issued in June 2023. The 35% construction cost estimate is expected in July 2023. The technical steering committee will review the 35% design package and cost estimate presentation in August 2023. The 65% design package is anticipated in January 2024.



DB-121R2 Stator Frame, Sorel-Tracy, Quebec

Issues and Challenges:

The forecasted project cost exceeds the approved budget for the following reasons: Subproject A: HH-1003R had a construction phase cost increase of about \$4 million due to unforeseen site conditions and additional construction management costs. Subproject B: DB-121R2 final completion is forecasted to be delayed one year due to supply chain issues; correspondingly, DB-121R2's construction management costs are expected to increase by about \$2 million. Subproject C: Moccasin Powerhouse Systems Upgrade project's cost estimate at the end of conceptual engineering was higher than the previous estimate during the

needs assessment phase. The overall Subproject C's cost increased \$34 million due to additional scope, scope refinement, higher construction and procurement costs, additional construction management and support costs, and a one-year construction period extension to allow more time for coordination. The cost and schedule will continue to be reviewed and updated in future quarters once review of the 35% design package is completed.

10014087 - Warnerville Substation Rehabilitation

Project Description: Provide the remaining installation work for Warnerville Substation Rehabilitation project equipment that was deleted under Design Build Contract #DB-127R. A new construction contract will be issued to install the new equipment that has been procured and is on site, including replacement of four oil circuit breakers, relay protection, and other ancillary equipment.

Program: Power Infrastructure	Project Status: Construction	Environmental Status: Active (TBD)
--------------------------------------	-------------------------------------	---

Project Cost:		Project Schedule:	
Approved	\$ 34.25 M	Approved 09/01/15	11/25/26
Forecast	\$ 36.14 M	Forecast 09/01/15	11/25/26
Actual	\$ 22.63 M	Project Percent Complete: 81.4%	

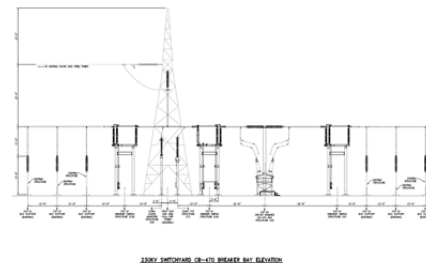
Key Milestones	Environmental Approval	Bid Advertisement	Construction NTP	Construction Final Completion	
Current Forecast	A	03/31/16 A	01/24/17 A	10/05/17 A	03/31/24
	B	12/29/23	09/06/24	03/01/25	02/28/26

Progress and Status:

This project is divided into 3 subprojects. For Subproject A Warnerville Substation Rehabilitation Phase 1 – DB-127R, the project team in coordination with the City Attorney’s office is working to close out the construction contract. For Subproject B Warnerville “breaker failure contingency plan” HH-1008 (which would be issued only if needed), the contingency contract would provide emergency temporary replacement of any breakers that fail until they can be permanently replaced. The contracting strategy for this work that would only be required in the event of breaker failure is still being determined. For Subproject C Warnerville Substation Rehabilitation Phase 2, the design team began final design and is working on the 35% design package submittal which is anticipated by November 2023.

Issues and Challenges:

The forecasted cost is higher than the approved budget due to higher forecasted construction management costs to administer the Subproject C (Phase 2) construction contract and to provide specialized electrical inspection services and start-up and commissioning support needed for this highly technical electrical project.








Top: Example of 35% Design Package Drawing
 Bottom: High Voltage Disconnect Switches (WSR Phase II)

10035721 - Transmission Lines 7/8 Upgrades

Project Description: This project develops the scope of work, design, and contract documents necessary to bid, award, and manage the reconductoring contract. Reconductoring will include replacement of the existing 115kV conductors on Lines 7/8 from Warnerville to Standiford substations, resulting in improved transmission tower stability, and resolved clearance detections. The project will be partially funded by independent power generators interconnecting on the California Independent System Operator (CAISO) and the Transmission Line Clearance Mitigation Project (10014089).

Program: Power Infrastructure	Project Status: Construction	Environmental Status: Completed (Permitting Only)
--------------------------------------	-------------------------------------	--

Project Cost:		Project Schedule:	
Approved		\$ 37.97 M	Approved 12/02/19  01/31/25
Forecast		\$ 37.97 M	Forecast 12/02/19  01/31/25
Actual		\$ 7.48 M	Project Percent Complete: 24.5%

Key Milestones	Environmental Approval	Bid Advertisement	Construction NTP	Construction Final Completion
Current Forecast	11/04/21 A	02/11/22 A	09/28/22 A	07/26/24

Progress and Status:

The contractor continued foundation construction at the existing tower legs and is making good progress. Temporary overhead transmission line crossing structures have been completed at all road, railroad, and adjacent overhead utility crossings. All long lead materials have been ordered and deliveries are arriving and being stored on-site.

Issues and Challenges:

None at this time.








Rebar and Foundation Pour at Structure 571S [HH-1007]

10014088 - Moccasin Penstock Rehabilitation

Project Description: Moccasin Penstock was built in the early 1920's and conveys water from Moccasin Tunnel to Moccasin Powerhouse. A Condition Assessment Report, Phase I was submitted in 2011 by CH2MHill. The reports identified numerous deficiencies. The penstocks contain segments of hammer forged welded steel (HFWS) that has experienced failures in the past. The proposed scope of this project includes rehabilitation of anchors blocks, penstock coating, penstock saddle, air valves, large diameter butterfly valves, bifurcation sections and flow meters; and upgrade of electrical system, power transformers, standby generator in the West Portal Valve House, and bulkhead isolation valves in the surge tower. The proposed project budget detailed below does not include the replacement of all HFWS pipes. This project will continue with the planning phase and further investigate if the HFWS in its' current condition meets the 100-year life span criteria. The existing allocated funds will be sufficient through Planning and Design Phases. The additional funding request is for additional scope in construction.

Program: Joint Infrastructure	Project Status: Planning	Environmental Status: Active (TBD)
--------------------------------------	---------------------------------	---

Project Cost:		Project Schedule:	
Approved		\$ 47.25 M	Approved 02/01/16 
Forecast		\$ 47.25 M	Forecast 02/01/16 
Actual		\$ 6.92 M	Project Percent Complete: 15.7%

Key Milestones	Environmental Approval	Bid Advertisement	Construction NTP	Construction Final Completion
Current Forecast	10/07/24	10/08/24	04/16/25	08/24/27

Progress and Status:

During the quarter, workshops were held with fifteen (15) panelists to score and rank alternatives for full penstock replacement. The workshops were focused on five criteria: 1) Right of Way, 2) Environmental, 3) Constructability, 4) Operational, and 5) Lifecycle Cost. The project team collected scores, ranked alternatives, and updated a draft Alternatives Analysis Report based on input from the 15 panelists. The draft preferred alternative is a shaft and tunnel with pipeline connections. Additional workshops will be held next quarter with SFPUC management teams to review the selection process and present the preferred alternative. The draft Alternatives Analysis Report was reviewed by the project team and the evaluation panelists during the quarter.



Coating of exposed pipes upon completion of Phased Array Ultrasonic Testing






Issues and Challenges:

The forecasted cost for each of the replacement alternatives is higher than the approved budget which was based on rehabilitation of the existing penstocks. An updated cost estimate will be performed for the preferred alternative and resulting forecasted project cost increase will be reported in the future. The forecasted schedules for replacement alternatives are longer than the approved schedule for rehabilitation only. Additional recommended project budget and schedule will be requested in the next 10-Year CIP budget cycle.

10032903 - O'Shaughnessy Dam Outlet Works Phase I

Project Description: O'Shaughnessy Dam (OSH) was completed in 1923 and raised in 1938. The original outlet works including gates and valves have been in services for more than 98 years. Inspections, condition assessments, and studies concluded that improvements and refurbishments of the outlet works system are needed to ensure safety and reliability. The work will be implemented in two phases. This project is to cover the Phase 1 work. The O'Shaughnessy Dam Outlet Works Phase 1 Project addresses the identified deficiencies of the existing outlet works system at OSH. Phase 1 will include five projects: (1) supply and installation of nine new bulkheads; (2) improvements to the existing dam drainage system, repair cracks and joints, and lighting; (3) replacement of existing Instream Flow Release (IFR) valves; (4) NAR and AAR for twelve existing slide gates; and (5) NAR and AAR for the existing drum gates.

Program: Joint Infrastructure	Project Status: Design	Environmental Status: Active (TBD)
--------------------------------------	-------------------------------	---

Project Cost:		Project Schedule:	
Approved		\$ 47.89 M	Approved 02/01/18  09/16/25
Forecast		\$ 47.98 M	Forecast 02/01/18  09/16/25
Actual		\$ 5.67 M	Project Percent Complete: 16.9%

Key Milestones	Environmental Approval	Bid Advertisement	Construction NTP	Construction Final Completion	
Current Forecast	A	12/02/22 A	01/13/23 A	09/03/24	07/02/25
	B	07/16/20 A	11/01/23	06/26/24	05/21/25
	C	12/02/22 A	03/13/23 A	09/29/23	06/26/25

Progress and Status:

Subproject A (Bulkhead): During this quarter, the progressive-design-build contract DB-135 for the design and construction of the new bulkhead system, was awarded. Work under DB-135 is scheduled to begin on September 1, 2023. Subproject B (Drainage & Misc. Dam Improvements): The drawings and specifications for the improvements are being prepared for advertisement to bid in October 2023. Subproject C (Instream Flow Release Valve Replacement): A JOC contract for modification of the tunnel access building and the construction contract HH-1011 for the instream flow release valve replacement were awarded. Construction under the JOC and HH-1011 are each scheduled to start next quarter. Subprojects D (Slide Gate) and E (Drum Gate): The engineering consultant continued work on the needs assessment.



O'Shaughnessy Dam Outlet Valve Release






Issues and Challenges:

None at this time.

10037351 - Moccasin Dam & Reservoir Long-Term Improvements

Project Description: The flow capacity of the existing spillway is inadequate to protect the Moccasin Dam against overtopping and erosion from severe flood events. The dam almost overtopped during the March 2018 storm event when flows were released from the auxiliary spillway and caused significant damage to the auxiliary spillway. The surrounding areas and the upstream diversion dam also sustained damage from the flood. This project is needed for dam safety. The objective of this project is to increase the spillway flow capacity to allow safe passage of flood flows without overtopping the dam and to protect the associated facilities within the Moccasin reservoir boundary against flood damages.

Program: Joint Infrastructure	Project Status: Planning	Environmental Status: Not Initiated (TBD)
--------------------------------------	---------------------------------	--

Project Cost:		Project Schedule:	
Approved		\$ 73.18 M	Approved 05/03/21 
Forecast		\$ 73.18 M	Forecast 05/03/21 
Actual		\$ 1.92 M	Project Percent Complete: 3.4%

Key Milestones	Environmental Approval	Bid Advertisement	Construction NTP	Construction Final Completion
Current Forecast	11/03/26	05/07/26	09/03/26	12/30/27

Progress and Status:

The engineering consultant completed and submitted a draft conceptual engineering report (CER) with conceptual details, engineering evaluation, and cost estimate for the new auxiliary spillway. The physical hydraulic model of the proposed auxiliary spillway was constructed, and a demonstration flow test was performed using the model at the Northwest Hydraulic Consultants hydraulic laboratory.

Issues and Challenges:

The draft CER indicated a longer construction period and higher construction cost estimate than in the approved budget. Additional work including geotechnical investigation, hydraulic studies, and review of the preliminary design details and constructability are being performed to confirm the schedule and cost for this project. The project assumptions for construction shutdown limitations and operational criteria are being revisited to explore potential cost savings. Forecasted cost increase for the project will be reported after an updated cost estimate with any selected revised assumptions has been performed.



Moccasin Dam and Spillway

10014115 - Cherry Dam Spillway - Short Term Improvements

Project Description: A spillway release from Cherry Dam in 2010 caused a landslide, blockage of the spill channel, and extensive erosion in the close proximity of the dam’s right abutment. In addition, it caused flooding of the Cherry Power Tunnel Adit, and flooding of a campground further downstream. Engineering studies determined that significant long-term improvements to increase the spillway flow capacity are needed to maintain dam safety. The objective of this project is to re-establish containment for the breached spill channel section and to protect the downstream slope of the existing embankment dam from uncontrolled releases and erosion in the interim until the long-term improvements are implemented.

Program: Joint Infrastructure	Project Status: Planning	Environmental Status: Active (TBD)
--------------------------------------	---------------------------------	---

Project Cost:		Project Schedule:	
Approved	\$ 11.86 M	Approved 03/01/21	06/30/27
Forecast	\$ 24.86 M	Forecast 03/01/21	11/01/27
Actual	\$ 1.49 M	Project Percent Complete: 15.2%	

Key Milestones	Environmental Approval	Bid Advertisement	Construction NTP	Construction Final Completion
Current Forecast	12/27/24	12/30/24	09/03/25	05/04/27

Progress and Status:

During the quarter, the project team evaluated the design and environmental review requirements for the proposed alternatives. The inclusion of scope for the lower spill channel section would result in a longer project duration and higher construction cost. The team is evaluating the project assumptions to determine impact to operations from potential cost-saving options such as limiting the scope of work to confine improvements to the upper channel area only.

Issues and Challenges:

The forecasted project cost for improvement to both the upper and lower spill channel sections is higher than the approved budget for just the upper section. However, the longer project duration due to increased environmental requirements for the lower section has caused the team to reconsider limiting the scope of the project. Revised budget and schedule forecasts will be reported in the next quarter.








Cherry Valley Dam Spillway

10014114 - Mountain Tunnel Improvement Project

Project Description: Mountain Tunnel conveys the SFPUC water supply from Kirkwood Powerhouse to Priest Reservoir. Mountain Tunnel has been in service since 1925. Due to its age, deferred maintenance, and construction deficiencies in the early 1900s, sections of the tunnel lining have deteriorated, some extensively. This project provides design and construction of major tunnel repair and rehabilitation work, adit and tunnel entry improvements, access road improvements, and installation of a new flow control facility at Priest Reservoir to ensure that the tunnel can reliably provide drinking water to customers for the next 100 years. The flow control structure and isolation valves will also be used to isolate the tunnel from Priest Reservoir during tunnel shutdowns. This will allow the reservoir to remain full and not backwater for over 8 miles into the dewatered tunnel. The full reservoir provides more supply water for safely extending the tunnel shutdowns to longer durations of 100 days for construction inside the tunnel. These longer outages will reduce the need for more typical 60-day outages and shorten the overall duration of the construction schedule.

Program: Joint Infrastructure	Project Status: Construction	Environmental Status: Completed
--------------------------------------	-------------------------------------	--

Project Cost:		Project Schedule:	
Approved		\$ 238.22 M	Approved 10/03/11  06/03/27
Forecast		\$ 238.22 M	Forecast 10/03/11  06/03/27
Actual		\$ 116.60 M	Project Percent Complete: 52.2%

Key Milestones	Environmental Approval	Bid Advertisement	Construction NTP	Construction Final Completion
Current Forecast	01/14/20 A	11/13/19 A	01/29/21 A	12/03/26

Progress and Status:

During this quarter significant construction work was completed at the Priest Reservoir site, including waterproofing within the shaft of the Flow Control Facility, installing rebar in the second lift of the shaft's concrete final lining, pressure grouting of the Priest adit to mitigate water intrusion, applying shotcrete as a smoothing layer to the Priest adit for the waterproofing membrane, and installing additional rock bolts for ground support. Rickson Road improvements continued and are nearing completion; completed improvements include a long gabion retaining wall. Storm damage repair work took place along Adit 5/6 Road and included completion of a large cut wall. Storm damage repair work began at Second Garrote Road after obtaining environmental clearance. Discussions regarding South Fork are now focused on added safety improvements to allow completion of the original design.



Completed waterproofing in Flow Control Facility shaft






Issues and Challenges:

None at this time.

10035086 - Bridge Replacement

Project Description: HHWP is responsible for maintaining 14 bridges located in the Cherry, Eleanor and Hetch Hetchy region. Condition assessment has identified the need for rehabilitation and/or replacement (age and to meet current seismic design criteria). Two of the fourteen bridges require substantial modification or replacement and have been combined into this project. This project includes rehabilitation and/or replacement of O'Shaughnessy Adit Access Bridge; and Lake Eleanor Dam Bridge. The Lake Eleanor Dam Bridge is a structural component of the Lake Eleanor Dam which is integral to the structural/seismic integrity of the arch dam and should be addressed immediately. The O'Shaughnessy Adit Access Bridge was built in 1960. It is approximately 84 feet long and is a four-span simply supported bridge with a timber deck and concrete piers. It is located right at the downstream of O'Shaughnessy Dam and provides on land two-way access to Canyon Tunnel.

Program: Joint Infrastructure	Project Status: Planning	Environmental Status: Active (Various)
--------------------------------------	---------------------------------	---

Project Cost:		Project Schedule:	
Approved		\$ 29.37 M	Approved 02/27/20  07/01/27
Forecast		\$ 29.37 M	Forecast 02/27/20  12/30/27
Actual		\$ 2.76 M	Project Percent Complete: 10.7%


Key Milestones		Environmental Approval	Bid Advertisement	Construction NTP	Construction Final Completion
Current Forecast	A	05/16/25	07/17/25	11/19/25	02/06/27
	B	09/30/24	10/01/24	05/01/25	06/30/27

Progress and Status:

This project is divided into 2 subprojects, (A) Lake Eleanor Dam Bridge; and (B) O'Shaughnessy Adit Access Bridge. For the Lake Eleanor Dam Bridge, the project alternatives were evaluated, scored and ranked. The draft alternatives analysis including the preferred alternative for a new bridge is being finalized. For the O'Shaughnessy Adit Access Bridge, the project team is performing a new load assessment of the bridge and inspection of the bridge's substructure to confirm the load rating of the bridge and rehabilitation requirements. The selected alternative is being assessed for potential environmental requirements, including wetland delineation, golden eagle and California spotted owl surveys, ambient noise measurement, archeological survey, and historic resources evaluation. The U.S. National Park Service, Yosemite National Park, and the environmental consultant are supporting the project team in developing the Environmental Impact Report (EIR).

Issues and Challenges:

The bridge replacement project schedule is forecasted to be delayed due to the requirement for an Environmental Impact Report for construction of the O'Shaughnessy Adit Access Bridge sub-project in compliance with the California Environmental Quality Act (CEQA) and also to increase the duration of the Bid & Award phase based on recent contract bidding history. The alternatives analysis and planning phase for the Lake Eleanor Dam Bridge is delayed for the team to re-evaluate the scope and approach to reduce project cost and address environmental and operation requirements.



Lake Eleanor Dam and Bridge

10014108 - Canyon Tunnel - Hetchy Adit Rehabilitation

Project Description: Canyon Tunnel was built over 55 years ago. A condition assessment was performed on the tunnel in 2009 and the tunnel is in generally good condition with the exception of the Hetchy Adit, a tunnel access point. Temporary repairs have been made to the "plug" at this adit twice (1989, 2009), but permanent repairs are needed to reduce leakage and increase reliability of the system. Project scope includes installation of a new reinforced concrete plug downstream of the existing plug. This project is being delayed because of boundary correction issues.

Program: Joint Infrastructure	Project Status: Design	Environmental Status: Active (TBD)
--------------------------------------	-------------------------------	---

Project Cost:		Project Schedule:	
Approved	\$ 8.43 M	Approved 02/03/14	09/01/26
Forecast	\$ 14.99 M	Forecast 02/03/14	12/30/26
Actual	\$ 1.34 M	Project Percent Complete: 17.5%	

Key Milestones	Environmental Approval	Bid Advertisement	Construction NTP	Construction Final Completion
Current Forecast	12/29/23	08/01/24	04/01/25	06/30/26

Progress and Status:

The project team reviewed and revised the 95% design package, incorporating a new horizontal directional drilling method for the project. It is anticipated that the 95% design package will be finalized by next quarter. The proposed facility improvement is being assessed for potential environmental requirements, including wetland delineation, golden eagle and California spotted owl surveys, ambient noise measurement, archeological survey, and historic resources evaluation. The National Park Service, Yosemite National Park, and the environmental consultant are supporting the Canyon Tunnel - Hetchy Adit Rehabilitation project team to develop the Environmental Impact Report.

Issues and Challenges:

The project forecast completion date was extended to account for preparation of the Environmental Impact Report. Additional rock excavation, installation of Air vent pipes, platform upgrades, and work in the National Park Service area are the main factors behind the construction cost increase.



Inside Hetchy Adit to Evaluate Geologic Condition of the Proposed Bulkhead Location

10014110 - Moccasin Wastewater Treatment Plant

Project Description: The Moccasin Wastewater Treatment Plant (WWTP) provides primary treatment of wastewater from Moccasin Compound prior to discharging the treated water to a nearby spray field. The WWTP was constructed in the 1970s and has been in continuous operation since its installation. The WWTP has reached the end of its reliable service life, and is becoming increasingly maintenance intensive. The scope of work is to replace the existing plant with a package two-train sequencing batch reactor (SBR) plant with grit removal and screening facilities, upgraded electrical and flow monitoring systems, flow equalization, SCADA instrumentation and automation features, and related site improvements.

Program: Joint Infrastructure	Project Status: Design	Environmental Status: Active (TBD)
--------------------------------------	-------------------------------	---

Project Cost:		Project Schedule:	
Approved	\$ 8.79 M	Approved 01/03/22	04/07/26
Forecast	\$ 12.03 M	Forecast 01/03/22	04/07/26
Actual	\$ 1.47 M	Project Percent Complete: 23.1%	

Key Milestones	Environmental Approval	Bid Advertisement	Construction NTP	Construction Final Completion
Current Forecast	11/14/23	09/29/23	03/21/24	12/31/25

Progress and Status:

A 95% design package was reviewed and then updated to incorporate the reviewers' comments. The final draft 100% design package was received at the end of the quarter and is undergoing review.

Issues and Challenges:

The increase in the forecasted project cost is due to a recent construction estimate, developed in 2022, that demonstrates increases in base construction cost, additional process equipment costs, additional site development costs, increased escalation costs, costs of the medium voltage upgrade electrical work, and cost for a requested adjacent power pole replacement by Hetch Hetchy Water & Power. Delay in the bid advertisement date is anticipated due to additional scope of work and hazardous material testing requirements to be incorporated into the final design package.



Existing Moccasin Wastewater Treatment Plant

8. ON-GOING CONSTRUCTION*

Construction Contract	Schedule			Budget		Variance (Approved - Forecast)		Percent Complete
	NTP Date	Approved Construction Final Completion**	Current Forecasted Construction Final Completion	Approved Contract Cost	Current Forecasted Cost**	Schedule (Cal Days)	Cost	
Water Infrastructure								
10035575 - SJPL Valve & Safe Entry Improvement - (Contract A, HH-1005)	05/16/22	09/13/24	09/13/24	\$11,879,454	\$11,879,454	0	\$0	53.0%
10035575 - SJPL Valve & Safe Entry Improvement - (Contract B, HH-1006)	11/07/22	09/11/24	09/11/24	\$12,981,989	\$12,981,989	0	\$0	4.0%
Power Infrastructure								
10014086 - Moccasin Powerhouse Transformers Installation - (Contract A, HH-1003R)	06/07/21	05/23/23	05/23/23	\$3,940,319	\$3,940,319	0	\$0	90.3%
10014086 - Moccasin Powerhouse Generator Rehab - (Contract B, DB-121R2)	06/21/21	06/17/24	09/30/25	\$28,898,986	\$28,898,986	(470)	\$0	27.5%
10014087 - Warnerville Substation - (DB-127R)	10/05/17	03/31/24	03/31/24	\$14,591,450	\$14,591,450	0	\$0	90.4%
10035721 - Transmission Lines 7/8 Upgrade - (HH-1007)	09/28/22	07/26/24	07/26/24	\$26,378,155	\$26,378,155	0	\$0	9.6%
Joint Infrastructure								
10014114 - Mountain Tunnel Improvement - (HH-1000R)	01/29/21	12/03/26	12/03/26	\$142,892,740	\$143,550,477	0	(\$657,737)	45.1%

	Approved	Current	Variance	
	Contract Cost	Forecast Cost	Cost	Percent
Program Total for On-Going Construction	\$241,563,093	\$242,220,830	(\$657,737)	(0.3%)

Note: * This table reflects Active Construction Contracts with an original contract amount greater than \$1M.

** The Forecasted Cost includes all approved, pending, and potential change orders; and Final Completion includes all approved, pending, and potential change orders, and trends.

9. PROJECTS IN CLOSEOUT

Project Title	Current Approved Construction Phase Completion	Actual Construction Phase Completion	Current Approved Construction Phase Budget	Construction Phase Expenditures To Date
Power Infrastructure				
Powerhouse				
10014075 - Holm and Other Powerhouse Projects	05/14/21	05/14/21	\$12,959,275	\$12,636,797
Joint Infrastructure				
Dams & Reservoirs (Joint)				
10030758 - OSH Dam Access and Drainage	08/21/22	01/10/23	\$1,649,003	\$1,586,355
TOTAL			\$14,608,278	\$14,223,152

10. COMPLETED PROJECTS

Project Title	Approved Project Completion	Actual Project Completion	Approved Project Budget	Project Expenditures To Date
Water Infrastructure				
10035574 - SJPL Tesla Valves Replacement	12/30/22	06/30/23	\$3,740,000	\$2,392,074
TOTAL			\$3,740,000	\$2,392,074

This page is intentionally left blank

APPENDICES

A PROJECT DESCRIPTIONS

B APPROVED PROJECT LEVEL SCHEDULES / BUDGETS

C LIST OF ACRONYMS



This page is intentionally left blank



APPENDIX A. PROJECT DESCRIPTION

WATER INFRASTRUCTURE

Water Conveyance (Water)

10035574 SJPL Tesla Valves Replacement

This original project was to replace four large diameter butterfly valves, TUV 101 to 401, at Tesla Valve Vault so that the San Joaquin Pipelines (SJPL) could be safely isolated individually without the entire system shutdown. This would also improve safety to enter the pipelines for maintenance and inspection purposes. After the planning phase of the SJPL Valve and Safe Entry Improvement project (Project 10035575), it was recommended that the scope of the SJPL Tesla Valve Replacement be reduced to focus on completing the replacement of TUV101 only. The remainder of the work will be combined with the work of SJPL Valve and Safe Entry Improvement. The proposed baseline has been reduced by \$3.64m, from \$7.38m to \$3.74m, to reflect this reduction in scope.

10035575 SJPL Valve and Safe Entry Improvement

The SJPL Entry Assessment and Valve Improvement Project involves the three parallel transmission pipelines that stretch approximately 48-miles across the San Joaquin Valley from Oakdale Portal on the east to Tesla Portal near the City of Tracy on the west, with a partial fourth pipeline consisting of a 6.4-mile Eastern Segment and an 11-mile Western Segment. The four pipelines were built between 1932 and 2012, respectively, and range from 56- to 79.5-inches in diameter. As part of the WSIP, valve vaults were constructed along the SJPL System at various locations to increase operational flexibility and the overall reliability of the SJPL System. The valves are not sufficiently rated for hydrostatic or transient/surge pressures resulting in an unsafe condition for personnel to enter the pipelines unless there is a complete shutdown of the Hetch Hetchy Regional Water System (HHRWS). Given the age and condition of the SJPLs, work must be able to occur while the HHRWS is in service. The objective of this project is to allow safe entry into any and all sections of the SJPLs for inspection and maintenance while the remainder of the system stays in operation. This project will allow for isolation of the pipelines to prevent a water engulfment hazard during a Permit-Required Confined Space (PRCS) entry of a pipeline. In addition, replacement of the butterfly valves TUV 201 through 401, originally planned under SJPL Tesla Valves Replacement will be completed under this project.

Water Infrastructure Project Development

10014072 WATER ONLY/PROJ DEV

The Project Development (PD) Account captures Program level expenditures. There are four types of charges that will be allocated to the PD Account: 1) Task orders for overall program management and project prioritization tasks, where the costs should be distributed over all CIP Projects. 2) Infrastructure and Hetchy staff performing program level tasks including: capital plan development, budget management (including fund management, and cost reallocations); Unifier and Quarterly Report generation tasks, where the costs should be distributed over all CIP Projects. 3) Portal support for the existing SharePoint Portal (includes document management and project dashboard reporting) 4) Work Outreach program.

APPENDIX A. PROJECT DESCRIPTION CONT'D**POWER INFRASTRUCTURE****Powerhouse****10036809 Moccasin Powerhouse Bypass Upgrades**

Provide a reliable hydraulic bypass and energy dissipation system conveying water around the turbines to the Moccasin Reservoir Bypass Pipeline. Upgrade/replace high pressure energy dissipating valves, control systems, and associated structures to absorb 1,147 feet of pressure head and 430 cubic feet per second flow without damage.

10014086 Moccasin Powerhouse and GSU Rehabilitation

Moccasin Powerhouse Generators were completed in 1969 and generate a combined maximum output of 110 Megawatts. Both generator units have exceeded their life expectancy and need repair in order to continue operating reliably. Since their original installation, the generators have not had any major maintenance work done (no rewinds or overhauls). The objective of this project is to replace stator cores and coils. The scope of work also includes entire field pole replacement, replacement of the rotor pole/rim tail connection system with a new T-tail connection system, and supply of a new rotor rim for each generator following inspection and testing. The project will also involve replacement of two generator step-up transformers (GSU's), and power plant systems upgrades including: replacing 480V switchgear, 13.8kV switchgear, motor control centers, main control boards, protective relays, cooling water piping, and improving oil containment systems. The work is divided into three phases: Phase 1 - Generator Rehabilitation Phase 2 - GSU Replacement Phase 3 - Power Plant Systems Upgrades.

10014075 Holm and Other Powerhouse Projects

PLEASE NOTE: This project has been replaced by 10036104 and will not be requesting any additional funding in the Capital Plan. The powerhouses are made up of the following systems: 1) Turbine and governors; 2) Generator and excitation; 3) Electrical - Power train, station service and protection systems; 4) Step-up transformers; and 5) Mechanical systems. Rehabilitation costs for categories 1, 2, and 4 above are estimated at about 85% of total powerhouse rehabilitation costs (excluding building costs) and will be performed by Infrastructure. This project will fund: 1) Project under categories 3 and 5; 2) Unplanned failures for all categories; and 3) Managing replacement of assets with shorter life expectancies. Examples of electrical and mechanical systems covered in this project include inverters, breakers in 480V switchgear, 480V Motor Control Centers, electrical protective relays, cooling water piping/tubing, turbine shut-off valve control water piping/tubing, station air compressor, SCADA/control system, and vibration monitoring.

10036810 Kirkwood Powerhouse Bypass Upgrades

Provide a reliable hydraulic bypass and energy dissipation system conveying water around the turbines to the Kirkwood Powerhouse Bypass Chamber and Mountain Tunnel. Upgrade/replace high pressure energy dissipating valves, control systems, and associated structures to absorb 1,245 feet of pressure head and 430 cubic feet per second flow without damage.

Switchyard & Substations (Power)**10014087 Warnerville Substation Rehabilitation**

The additional funding request is to cover the remaining work for Warnerville Substation Rehabilitation project. Under Design Build Contract #DB-127R, installation of some 230kV equipment was deleted from

the contract but procured including circuit breakers, switches, insulators, and current voltage transformers. This remaining work includes the replacement of, four oil circuit breakers, bushings, surge arrestors, disconnect switches, current voltage transformer, insulators, relay protection, and other ancillary equipment. The Planning of the remaining work is expected to start in August 2020. Project Estimate is approximately \$6.2 Million.

Transmission Lines

10035721 Transmission Lines 7/8 Upgrades

BACKGROUND: The San Francisco Public Utilities Commission (SFPUC) electric transmission lines 7/8 conveys power from Warnerville Substation to Modesto Irrigation District's Standiford Substation. The SFPUC must accommodate additional power flowing across its transmission system due to grid interconnection requests from independent power generators interconnecting on the California Independent System Operator (CAISO). This is a requirement for SFPUC and HHWP obligations as a neighboring provider of electric transmission service. Studies performed by the SFPUC indicate the principal impact to its system is an overload of 115kV Lines 7&8 between HHWP Warnerville Substation and MID Standiford Substation under contingency conditions if interconnections are made without modification to the system's capacity. Without modifications, the SFPUC and HHWP transmission system could face reliability issues. Reconductoring also resolves multiple locations where the clearance between the existing conductors and the ground or structures does not meet current safe clearance regulations. **DESCRIPTION:** This project develops the scope of work, design, and contract documents necessary to bid, award, and manage the reconductoring contract. Reconductoring will include replacement of the existing 115kV conductors on Lines 7/8 from Warnerville to Standiford substations, resulting in improved transmission tower stability, and resolved clearance detections. The project will be partially funded by independent power generators interconnecting on the California Independent System Operator (CAISO) and the Transmission Line Clearance Mitigation Project (10014089).

Power Infrastructure Project Development

10014092 POWER ONLY/PROJ DEVELP

The Project Development (PD) Account captures Program level expenditures. There are four types of charges that will be allocated to the PD Account: 1) Task orders for overall program management and project prioritization tasks, where the costs should be distributed over all CIP Projects. 2) Infrastructure and Hetchy staff performing program level tasks including: capital plan development, budget management (including fund management, and cost reallocations); and Quarterly Report generation tasks, where the costs should be distributed over all CIP Projects. 3) Portal support for the existing SharePoint Portal (includes document management and project dashboard reporting) 4) Work Outreach program.

APPENDIX A. PROJECT DESCRIPTION CONT'D**JOINT INFRASTRUCTURE****Water Conveyance (Joint)****10014088 Moccasin Penstock Rehabilitation**

Moccasin Penstock was built in the early 1920's and conveys water from Moccasin Tunnel to Moccasin Powerhouse. A Condition Assessment Report, Phase I was submitted in 2011 by CH2MHill. The reports identified numerous deficiencies. The penstocks contain segments of hammer forged welded steel (HFWS) that has experienced failures in the past. This type of HFWS pipe has a history of brittle fracture failure at both Pacific Gas & Electric and Southern California Edison Penstocks. In addition, issues have been identified regarding the anchor/saddle system with respect to Alkali Reactive Silica which degrades the concrete. An Alternative Analysis Report and a Design Criteria report were submitted by MWH/Stantec in 2016. Due to lack of funds in the previous budget cycle, the project scope was reduced to limit the repair to one penstock. The design of the rehabilitation work for one penstock was completed and went out for bid. Because of the 2018 March Storm event and concerns about the isolation point at West Portal, the construction contract was terminated before the contractor started work. In view of long term asset reliability, HHWP decides to revisit the scope to include the rehabilitation work of both penstocks and other upgrade. The proposed new scope of this project includes rehabilitation of anchors blocks, penstock coating, penstock saddle, air valves, large diameter butterfly valves, bifurcation sections and flow meters; and upgrade of electrical system, power transformers, standby generator in the West Portal Valve House, and bulkhead isolation valves in the surge tower. The proposed project budget detailed below does not include the replacement of all HFWS pipes. This project will continue with the planning phase in FY2018-19 and further investigate if the HFWS in its' current condition meets the 100-year life span criteria. The existing allocated funds will be sufficient through Planning and Design Phases. The additional funding request is for additional scope in construction.

Dams & Reservoirs (Joint)**10030758 OSH Dam Access and Drainage**

The key objective of this project is to fall protection safety for Hetch Hetchy Water and Power (HHWP) operators inside the O'Shaughnessy Dam by installing fall protection systems that are in conformance with the updated Occupational Safety and Health Administration (OSHA) requirements, including ladders and landings with safety cage and/or fall restraint systems.

10032903 O'Shaughnessy Dam Outlet Works Phase I

O'Shaughnessy Dam (OSH) was completed in 1923 and raised in 1938. The original outlet works including gates and valves have been in services for more than 98 years. Inspections, condition assessments, and studies concluded that improvements and refurbishments of the outlet works system are needed to ensure safety and reliability. The work will be implemented in two phases. This project is to cover the Phase 1 work. The O'Shaughnessy Dam Outlet Works Phase 1 Project addresses the identified deficiencies of the existing outlet works system at OSH. Phase 1 will include five projects: (1) supply and installation of nine new bulkheads; (2) improvements to the existing dam drainage system, repair cracks and joints, and lighting; (3) replacement of existing Instream Flow Release (IFR) valves; (4) NAR and AAR for twelve existing slide gates; and (5) NAR and AAR for the existing drum gates. The existing control gates and valves are essential features for dam safety and reservoir operation. The project is needed to maintain safe and reliable operation of these aging assets. Failure or malfunction of these gates and valves will affect dam safety and result in reduction of storage and reduction of water deliveries to SFPUC customers.

10037351 Moccasin Dam & Reservoir Long-Term Improvements

The flow capacity of the existing spillway is inadequate to protect the Moccasin Dam against overtopping and erosion from severe flood events. The dam almost overtopped during the March 2018 storm event when flows were released from the auxiliary spillway and caused significant damage to the auxiliary spillway. The surrounding areas and the upstream diversion dam also sustained damage from the flood. This project is needed for dam safety. The objective of this project is to increase the spillway flow capacity to allow safe passage of flood flows without overtopping the dam and to protect the associated facilities within the Moccasin reservoir boundary against flood damages.

10014115 Cherry Dam Spillway - Short Term Improvements

A spillway release from Cherry Dam in 2010 caused a landslide, blockage of the spill channel, and extensive erosion in the close proximity of the dam's right abutment. In addition, it caused flooding of the Cherry Power Tunnel Adit, and flooding of a campground further downstream. Engineering studies determined that significant long-term improvements to increase the spillway flow capacity are needed to maintain dam safety. The objective of this project is to re-establish containment for the breached spill channel section and to protect the downstream slope of the existing embankment dam from uncontrolled releases and erosion in the interim until the long-term improvements are implemented.

Mountain Tunnel**10014114 Mountain Tunnel Improvement Project**

Constructed between 1917-25, Mountain Tunnel (MT) is a critical, non-redundant link in the Hetch Hetchy water system, conveying SFPUC water supply from Kirkwood Powerhouse to Priest Reservoir. Due to the tunnel's 90 years of operation, deferred maintenance, as well as the construction deficiencies in the early 1900s, sections of the tunnel have deteriorated, some more extensively than others. MT improvements to enhance SFPUC's ability to provide reliable, high-quality water to its customers, will be carried out through three projects: 1. MT Adits & Access Improvement 2. MT Inspection and Repair 3. MT Tunnel Improvements. Mountain Tunnel Adits & Access Improvement Project will enlarge Adits 5/6 and 8/9 to accommodate quick entry of construction crews and equipment into the tunnel; and will improve access roads to the said adits. Mountain Tunnel Inspection & Repairs Project provides for a tunnel inspection in 2017 to update the Condition Assessment conducted in 2008, as well as short-term repairs in 2017 and 2018 to reduce the risk of failures in the concrete lining prior to the long-term project being implemented. Mountain Tunnel Improvements (Rehabilitation) Project was selected for the design and construction of the preferred engineering alternative that will keep this vital component of the Hetch Hetchy Water and Power System in reliable service for years to come. Budget and schedule is based on the Mountain Tunnel Improvement which has an anticipated construction phase between from 2021 to 2027 (MRN 238-241, 244, 245) **This is the Water portion of the Mountain Tunnel project.

Roads & Bridges (Joint)**10035086 Bridge Replacement**

HHWP is responsible for maintaining 14 bridges located in the Cherry, Eleanor and Hetch Hetchy region. Condition assessment has identified the need for rehabilitation and/or replacement (age and to meet current seismic design criteria). Two of the fourteen bridges require substantial modification or replacement and have been combined into this project. This project includes rehabilitation and/or replacement of O'Shaughnessy Adit Access Bridge; and Lake Eleanor Dam Bridge. The Lake Eleanor Dam Bridge is a structural component of the Lake Eleanor Dam which is integral to the structural/seismic integrity of the arch dam and should be addressed immediately. The O'Shaughnessy Adit Access Bridge

was built in 1960. It is approximately 84 feet long and is a four-span simply supported bridge with a timber deck and concrete piers. It is located right at the downstream of O'Shaughnessy Dam and provides on land two-way access to Canyon Tunnel.

Tunnels (Joint)

10014108 Canyon Tunnel Rehabilitation

Canyon Tunnel was built over 55 years ago. A condition assessment was performed on the tunnel in 2009 and the tunnel is in generally good condition with the exception of the Hetchy Adit, a tunnel access point. Temporary repairs have been made to the "plug" at this adit twice (1989, 2009), but permanent repairs are needed to reduce leakage and increase reliability of the system. Project scope includes installation of a new reinforced concrete plug downstream of the existing plug. This project is being delayed because of boundary correction issues.

Utilities (Joint)

10014110 Moccasin Wastewater Treatment Plant

The Moccasin Wastewater Treatment Plant (WWTP) provides primary treatment of wastewater from Moccasin Compound prior to discharging the treated water to a nearby spray field. The WWTP was constructed in the 1970s and has been in continuous operation since its installation. The WWTP has reached the end of its reliable service life, and is becoming increasingly maintenance intensive. The scope of work is to replace the existing plant with a package two-train sequencing batch reactor (SBR) plant with grit removal and screening facilities, upgraded electrical and flow monitoring systems, flow equalization, SCADA instrumentation and automation features, and related site improvements.

Joint Infrastructure Project Development

10014116 JOINT - PROJECT DEVELOPMENT

The Project Development (PD) Account captures Program level expenditures. There are four types of charges that will be allocated to the PD Account: 1) Task orders for overall program management and project prioritization tasks, where the costs should be distributed over all CIP Projects. 2) Infrastructure and Hetchy staff performing program level tasks including: capital plan development, budget management (including fund management, and cost reallocations); Unifier and Quarterly Report generation tasks, where the costs should be distributed over all CIP Projects. 3) Portal support for the existing SharePoint Portal (includes document management and project dashboard reporting) 4) Work Outreach program.

APPENDIX B. Hetch Hetchy Capital Improvement Program Approved Project Level Schedules/Budgets

Project Name	Approved Budget	Start	Finish	FY2022		FY2023		FY2024		FY2025		FY2026		FY2027		FY2028		FY2029		FY2030		FY2031		FY2032			
				FQ1	FQ2	FQ3	FQ4	FQ1	FQ2	FQ3	FQ4	FQ1	FQ2	FQ3	FQ4	FQ1	FQ2	FQ3	FQ4	FQ1	FQ2	FQ3	FQ4	FQ1	FQ2	FQ3	FQ4
Hetchy Capital Improvement Program	\$862,306,192.00	03-Oct-11	30-Oct-35																								
Hetch Hetchy Water Enterprise	\$862,306,192.00	03-Oct-11	30-Oct-35																								
Water Infrastructure	\$155,874,178.00	26-Mar-12	30-Jun-33																								
Water Conveyance (Water)	\$146,401,975.01	01-May-19	13-Mar-28																								
10035574 SJPL Tesla Valves Replacement	\$3,740,000.00	01-May-19	30-Dec-22																								
10035575 SJPL Valve and Safe Entry Improvement	\$142,661,975.00	01-Jul-19	13-Mar-28																								
Water Infrastructure Project Development	\$9,472,203.00	26-Mar-12	30-Jun-33																								
10014072 WATER ONLY/PROJ DEV	\$9,472,203.00	26-Mar-12	30-Jun-33																								
Power Infrastructure	\$205,300,184.00	29-May-12	30-Oct-35																								
Powerhouse	\$118,581,215.00	03-Sep-13	30-Oct-35																								
10014075 Holm and Other Powerhouse Projects	\$20,703,580.00	03-Sep-13	22-Aug-22																								
10014086 Moccasin Powerhouse and GSU Rehabilitation	\$66,713,635.00	04-Jan-16	03-Dec-27																								
10036809 Moccasin Powerhouse Bypass Upgrades	\$15,007,000.00	18-Sep-20	01-Dec-27																								
10036810 Kirkwood Powerhouse Bypass Upgrades	\$16,157,000.00	27-Feb-20	30-Oct-35																								
Switchyard & Substations (Power)	\$34,248,428.00	01-Sep-15	25-Nov-26																								
10014087 Wamerville Substation Rehabilitation	\$34,248,428.00	01-Sep-15	25-Nov-26																								
Transmission Lines	\$37,969,000.00	02-Dec-19	31-Jan-25																								
10035721 Transmission Lines 7/8 Upgrades	\$37,969,000.00	02-Dec-19	31-Jan-25																								
Power Infrastructure Project Development	\$14,501,541.00	29-May-12	30-Jun-33																								
10014092 POWER ONLY/PROJ DEVELOP	\$14,501,541.00	29-May-12	30-Jun-33																								
Joint Infrastructure	\$501,131,830.00	03-Oct-11	30-Jun-33																								
Water Conveyance (Joint)	\$47,251,363.00	01-Feb-16	28-Feb-28																								
10014088 Moccasin Penstock	\$47,251,363.00	01-Feb-16	28-Feb-28																								
Dams & Reservoirs (Joint)	\$136,883,506.01	01-Mar-17	30-Jun-28																								
10032903 O'Shaughnessy Dam Outlet Works Phase I	\$47,894,099.00	01-Feb-18	16-Sep-25																								
10030758 OSH Dam Access and Drainage Improvements	\$3,952,211.00	01-Mar-17	28-Feb-23																								
10037351 Moccasin Dam Long-Term Improvements	\$73,176,231.00	03-May-21	30-Jun-28																								
10014115 Cherry Dam Spillway - Short Term Improvem	\$11,860,965.00	01-Mar-21	30-Jun-27																								
Mountain Tunnel	\$238,218,951.01	03-Oct-11	03-Jun-27																								
10014114 Mountain Tunnel Improvement Project	\$238,218,951.01	03-Oct-11	03-Jun-27																								
Road and Bridges (Joint)	\$29,370,881.00	27-Feb-20	01-Jul-27																								
10035086 Bridge Replacement (4 - Bridges)	\$29,370,881.00	27-Feb-20	01-Jul-27																								
Tunnels (Joint)	\$8,428,813.00	03-Feb-14	01-Sep-26																								
10014108 Canyon Tunnel Rehabilitation	\$8,428,813.00	03-Feb-14	01-Sep-26																								
Utilities (Joint)	\$8,794,549.00	03-Jan-22	07-Apr-26																								
10014110 Moccasin Wastewater Treatment Plant	\$8,794,549.00	03-Jan-22	07-Apr-26																								
Joint Infrastructure Project Development	\$32,183,767.00	25-Jun-12	30-Jun-33																								
10014116 JOINT - PROJECT DEVELOPMENT	\$32,183,767.00	25-Jun-12	30-Jun-33																								



APPENDIX C. LIST OF ACRONYMS

AAR	Alternative Analysis Report
BLM	Bureau of Land Management
CAISO	California Independent System Operator
CATEX	Categorical Exemption
CCTV	Closed-Circuit Television
CEQA	California Environmental Quality Act
CER	Conceptual Engineering Report
CIP	Capital Improvement Program
CRT	Coast Range Tunnel
DB	Design, Build
DCR	Design Criteria Report
DSOD	Division of Safety of Dams
EMB	Engineering Management Bureau
FCF	Flow Control Facility
FY	Fiscal Year
GSU	Generator Step-Up
GWH	Gigawatt Hours
HCIP	Hetch Hetchy Capital Improvement Program
HH	Hetch Hetchy
HHWP	Hetch Hetchy Water and Power
HPH	Holm Powerhouse
IFR	Instream Flow Release
JOC	Job Order Contract
KPH	Kirkwood Powerhouse
MGD	Million Gallons per Day
MID	Modesto Irrigation District
MPH	Moccasin Powerhouse
NAR	Needs Assessment Report
NERC	North American Electric Reliability Corporation
NTP	Notice to Proceed
OSH	O'Shaughnessy Dam
PD	Project Development
PG&E	Pacific Gas and Electric Company
PLC	Programmable Logic Controllers
PSI	Per Square Inch
R&R	Renewal and Replacement
SBR	Sequence Batch Reactor
SCADA	Supervisory Control and Data Acquisition
SFPUC	San Francisco Public Utilities Commission
SJPL	San Joaquin Pipeline
TSC	Technical Steering Committee
TTF	Tesla Treatment Facility
TUV	Tesla Ultra Violet
TVH	Tesla Valve House
WSIP	Water System Improvement Program
WWTP	Wastewater Treatment Plant