



Home Test Kits for Drinking Water

WHAT ARE HOME TEST KITS?

Drinking water test kits (aka, Home Test Kits) are widely available at hardware stores and the internet, allowing customers to independently assess their drinking water quality at their tap. These kits provide several tests, including: pesticides, bacteria, lead, copper, nitrate, nitrite, iron, chlorine, pH, hardness, and alkalinity.

Some tests utilize test strips with color charts to estimate concentrations. Other tests utilize a presence/absence (positive/negative) system based on the appearance of one or two lines on a test strip. Finally, bacteria tests involve the formation of gas bubbles and color change after a 48-hour period.

ARE HOME TEST KITS RELIABLE?

Home kits can provide reasonable approximations for the test parameters. However, home kits can sometimes produce misleading results, for example if a color strip or indicator line doesn't fully develop. It is also possible that the kit result is misinterpreted by the kit user.

While some home test kits can reliably detect lead from home plumbing fixtures, for some brands/contaminants the performance of Home Test Kits is variable. Even if the kit involves sending a sample to a laboratory, some products utilize laboratories that have not been certified and use methods that should not be relied on to make decisions about safety. Home Test Kit results should be considered a first-step screen, not a final result. A poor water quality result by a kit should be confirmed with follow-up analyses by a laboratory that uses state-of-the-art instruments, certified methods, and quality control measures to ensure accuracy and reliability.

SFPUC HOME KIT EVALUATION

In late 2018/early 2019, SFPUC conducted an evaluation of three brands of Home Test Kits. The evaluation was based on over 400 tests, including both kit and laboratory methods and found that overall the kits provided reasonable agreement with laboratory methods. The evaluation found:

- For coliform bacteria, nitrate, nitrite and iron greater than 80% agreement with lab for all three brands.
- For pesticides, lead, copper, and chlorine greater than 80% agreement with the lab for two brands but data quality problems were seen with one of the brands.
- pH measurement was less than 60% agreement with the lab for two brands, while one brand agreed between 60% and 80% with lab results.

WHAT IF I NEED HELP INTERPRETING A HOME KIT RESULT?

The back of this Fact Sheet provides tips for interpreting home kit results. SFPUC can support interpretations of home kit results over the phone. Call 311 and ask to speak with a drinking water quality inspector.

WHAT IF A HOME KIT PRODUCES A POOR WATER QUALITY RESULT?

Follow-up testing by a laboratory is recommended. For lead, San Francisco residents may request a sampling kit and analysis for a small fee (\$25) by calling 311. Women, Infants & Children (WIC) Program participants can request a free lead test. This tap water sampling is conducted by the resident according to a sampling procedure provided by us. SFPUC will pick up the collected sample, conduct analysis, and provide results to the resident.

For contaminants other than lead, if a San Francisco resident can demonstrate (e.g., with a photo) that a home kit produced a result above a health-based drinking water standard, SFPUC will conduct a follow-up laboratory measurement **at the home tap**, at no cost and provide the result to the customer. Call 311 to arrange sampling.

- Total hardness and alkalinity measurements were less than 60% agreement with the lab for all three brands. This poor performance was likely because the soft waters served by the SFPUC Regional Water System have very low levels for total hardness and alkalinity, and concentrations were at the low end of the kits' detection levels. Follow-up tests with waters of moderate-to-high hardness produced acceptable hardness and alkalinity results (greater than 80% agreement with the lab) by all three brands.

Performance summary from SFPUC home kit evaluation*

Parameter	Performance (3 brands)
Pesticides (atrazine/simazine)	mixed
Total Coliform Bacteria	good
Lead	mixed
Copper	mixed
Nitrate Nitrogen	good
Nitrite Nitrogen	good
Iron	good
Total Chlorine	mixed
pH	poor/mixed
Total Hardness	poor
Alkalinity	poor

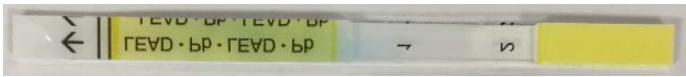
*Conducted on San Francisco drinking water, 2018/2019

SFPUC Sampling & Interpretation Guidelines for Home Test Kits

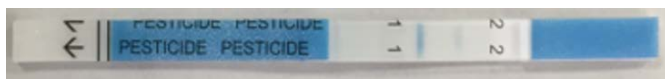

POSITIVE/NEGATIVE STRIPS

Of the kits evaluated by SFPUC, all three brands utilized positive/negative strips for lead and pesticides (atrazine/simazine). It is important that the strips are read in the proper direction. Examples of inconclusive, negative, and positive results are provided below. These tests were part of the SFPUC Home Kit Evaluation, 2018/2019. The positive pesticide result, shown below, was determined to be a false positive via laboratory testing (i.e., the kit reported a positive, even though pesticides were not present in the sample).

Inconclusive (no result, test did not perform properly): no lines or very light lines



Negative: left line (near 1) darker than right line (near 2), OR only left line appears



Positive: right line (near 2) darker than left line (near 1), OR lines equally dark




BACTERIA TESTS

Proper sample collection is a key part of any bacteria test on drinking water, as a sampler must avoid introducing bacteria into the test vial. When collecting bacteria samples at home, customers should avoid touching, coughing, or sneezing on any part of the inside of the test vial or water that will be part of the test. In addition, test water should be taken directly from a flowing kitchen tap and not from a water pitcher or glass.

To interpret tests, customers should wait the entire incubation time (typically 48 hours but could vary by test kit). For the kits evaluated by SFPUC, yellow indicated a positive result (see samples 2, 5, and 8, below). Some test kits also showed a positive result via gas bubble formation at the top of the test fluid (see samples 5 and 8, below).

Total coliform bacteria tests by three brands of Home Test Kits, evaluated by SFPUC in 2018/2019 (from left to right, samples 2, 5, and 8 intentionally spiked with coliform bacteria by SFPUC's laboratory to evaluate the performance of different brands of test kits)



Sample numbers:

1 2 3 4 5 6 7 8 9

We're Committed to Quality: Our highly trained chemists, technicians and inspectors consistently monitor the water we serve—throughout our system, every day of the year. For additional information and materials, please visit sfwater.org/quality. For questions about your water call 311. You can also visit 311.org.

And follow us on    